



Plymouth City Commission

Regular Meeting Agenda

Monday, May 4, 2020 7:00 p.m. - ONLINE

City of Plymouth
201 S. Main
Plymouth, Michigan 48170-1637

www.plymouthmi.gov
Phone 734-453-1234
Fax 734-455-1892

Meeting will be held online at Zoom.us – Meeting ID 810 0128 4153

Join Zoom Meeting - <https://us02web.zoom.us/j/81001284153> Password - 843091

Statement on explanation of the reason why the public body is meeting electronically:

On March 10, 2020 the Governor of the State of Michigan declared a State of emergency across the State of Michigan under section 1 of Article 5 of the Michigan Constitution of 1963, the Emergency Management Act, 1976 PA 390, as amended, MCL 30.401 – 421, and the Emergency Powers of the Governor Act of 1945, 1945 PA302, as amended, MCL 10.31 – 33. These sections provide the Governor with broad powers and duties to cope with dangers to this state or to the people of the state.

As a part of the response to the emergency, the Governor has deemed it reasonable and necessary to temporarily suspend rules and procedures relating to physical presence at meetings and hearings of public bodies and other governmental entities in Michigan. These public bodies and entities must continue to conduct public business during this emergency. Due to the emergency situation and the request of the Governor to not gather in groups of 10 or more it is necessary for some public boards to meet electronically.

1. CALL TO ORDER

- a. Pledge of Allegiance
- b. Roll Call
- c. Proclamations
 - i. [Elsie Trinka – 90th Birthday](#)
 - ii. [National Police Week](#)
 - iii. [Municipal Clerk's Week](#)

2. CITIZENS COMMENTS

3. APPROVAL OF THE AGENDA

4. ENACTMENT OF THE CONSENT AGENDA

- a. [Approval of April 20, 2020 Regular Meeting Minutes](#)
- b. [Approval of Special Event: Thursday Sand Volleyball, Thursdays April 30 \(or after restrictions are lifted\)-Oct 1](#)

5. COMMISSION COMMENTS

6. OLD BUSINESS

7. NEW BUSINESS

- a. [Alarm Code Ordinance Update – First Reading](#)
- b. [Tentative Agreement with Plymouth DMS Employee Union](#)
- c. [Liberty Street Brewing Liquor License Renewal](#)
- d. [3rd Quarter Budget Amendments](#)

8. REPORTS AND CORRESPONDENCE

- a. Liaison Reports

9. ADJOURNMENT

Citizen Comments - This section of the agenda allows up to 3 minutes to present information or raise issues for items not on the agenda. Upon arising to address the Commission, speakers should first identify themselves by clearly stating their name and address. Comments must be limited to the subject of the item.

Persons with disabilities needing assistance with this should contact the City Clerk's office at 734-453-1234 Monday through Friday from 8:00 a.m.-4:30 p.m., at least 24 hours prior to the meeting. An attempt will be made to make reasonable accommodations.

Consent Agenda- The items on the Consent Agenda will be approved by one motion as Agenda Item #4. There will be no separate discussion of these items unless a Commissioner or citizen so requests, in which case that item will then be placed on the regular agenda.

City of Plymouth Strategic Plan 2017-2022

GOAL I - QUALITY OF LIFE

OBJECTIVES

1. Support the neighborhoods with high-quality customer service
2. Engage in collaboration with private entities and surrounding municipalities to implement the [Joint Recreation Master Plan](#)
3. Improve communication with the public across multiple platforms
4. Maintain a high level of cleanliness throughout the City
5. Support and host a diverse variety of events that foster community and placemaking

ONE YEAR TASKS 2019-2020

- Restore operations for recreation programs after Hines Park bridge repairs are completed
- Explore funding and partnership opportunities to increase and enhance pedestrian crossings
- Finalize [City website](#) update
- Develop and adopt a Master Plan for Kellogg Park, including the fountain
- Develop and implement strategy to market sponsorship opportunities to improve publicly owned assets
- Draft and approve amendments to [Tree Ordinance](#) to clarify implementation, enforcement, and scope

GOAL II - FINANCIAL STABILITY

OBJECTIVES

1. Approve balanced budgets that maintain fiscal responsibility
2. Advocate for increased revenue sharing with the State of Michigan
3. Encourage and engage in partnerships, both public and private, to share costs of services and equipment
4. Address the issue of legacy costs
5. Seek out and implement efficient and effective inter-departmental collaboration
6. Market our successes to attract new economic and investment opportunities

ONE YEAR TASKS 2019-2020

- Continue to support [Michigan Municipal League \(MML\)](#) efforts to [coordinate state initiatives](#) related to revenue sharing with municipalities
- Increase awareness of and support the [MML Save MI City campaign](#)
- Target revenue enhancements that support large capital projects, including grants and millages
- Explore internal and external potential for supplemental funding of legacy costs
- Develop a plan for capital improvement funding projects and purchases
- Explore enhanced investment opportunities

GOAL III - ECONOMIC VITALITY

OBJECTIVES

1. Continue to support and improve active, vibrant downtown branding
2. Support community and economic development projects and initiatives
3. Support a mix of industrial, commercial and residential development
4. Reference the [Master Plan](#) in economic decision-making

ONE YEAR TASKS 2019-2020

- Complete and approve the [DDA Master Plan](#)
- Address and implement recommendations in the [Redevelopment Ready Communities baseline report](#)
- Develop and approve city-wide economic development strategies (Saxton's property, parking system, connections between Old Village and the DDA, Bathey property remediation and development, 240 N. Main, Lumber Mart site)
- Identify other properties of significance to the economic development strategy
- Complete a community survey
- Increase collaborations with partners in the community
- Administer the City's [Master Plan](#) using implementation matrix ([Appendix Table 5](#))

GOAL IV - SERVICE AND INFRASTRUCTURE

OBJECTIVES

1. Support administration and staff by providing professional development opportunities, supplying resources, and maintaining a commitment to recruitment, retention and succession planning
2. Support and deliver safe and responsive emergency services
3. Maintain a sophisticated and responsive technology to communicate and manage data
4. Continually record, maintain, update, and improve City infrastructure

ONE YEAR TASKS 2019-2020

- Begin implementation of parking recommendations for City parking system
- Develop and utilize consistent message and branding across all platforms
- Develop and approve of plan for future delivery of emergency services
- Implement infrastructure asset management plan
- Approve agreement on sanitary sewer with [Western Township Utilities Authority \(WTUA\)](#)

Proclamation

Whereas, Elsie Mae Trinka has been a resident of Plymouth for 81 years, graduating from Plymouth High School in 1948, and still lives in the house that her parents built, which she and her husband purchased from them in 1954; and

Whereas, Elsie Mae Trinka enjoyed a 23 year career at Bird Elementary School until retiring in 1987; and

Whereas, Elsie Mae Trinka is a well-respected 32-year election worker in the City of Plymouth, likely making her the longest serving Election Inspector with the City of Plymouth; and

Whereas, Elsie Mae Trinka is an active member of the Plymouth First United Methodist Church, serving on several committees; and

Whereas, Elsie Mae Trinka will celebrate her 90th birthday on May 6, 2020

Now, therefore, be it resolved, I, Oliver Wolcott, Mayor of the City of Plymouth, on behalf of the Plymouth City Commission, administration, and citizens, hereby wish a very happy 90th birthday to

Elsie Mae Trinka

In Witness Whereof, I have hereunto set my hand and caused the Seal of the City of Plymouth to be affixed hereto this fourth day of May, two thousand twenty and of the independence two hundred forty-four.

Oliver Wolcott, Mayor
City of Plymouth, Michigan

Proclamation

Whereas, The Congress and President of the United States have designated May 15 as Peace Officers Memorial Day, and the week in which May 15 falls as National Police Week; and

Whereas, the members of the law enforcement agency of the City of Plymouth play an essential role in safeguarding the rights and freedoms of the City of Plymouth; and

Whereas, it is important that all citizens know and understand the duties, responsibilities, hazards, and sacrifices of their law enforcement agency, and that members of our law enforcement agency recognize their duty to serve the people by safeguarding life and property, by protecting them against violence and disorder, and by protecting the innocent against deception and the weak against oppression; and

Whereas, the men and women of the law enforcement agency of the City of Plymouth unceasingly provide a vital public service;

Now, therefore, I, Oliver Wolcott, Mayor of the City of Plymouth, call upon all citizens of the City of Plymouth and upon all patriotic, civic and educational organizations to observe the week of May 10, 2020 as

National Police Week

with appropriate ceremonies and observances in which all of our people may join in commemorating law enforcement officers, past and present, who, by their faithful and loyal devotion to their responsibilities, have rendered a dedicated service to their communities and, in so doing, have established for themselves an enviable and enduring reputation for preserving the rights and security of all citizens.

I further call upon all citizens of City of Plymouth and upon all patriotic, civic and educational organizations to observe the day of Friday, May 15, 2020 as

Peace Officers Memorial Day

in honor of those law enforcement officers who, through their courageous deeds, have made the ultimate sacrifice in service to their community or have become disabled in the performance of duty, and let us recognize and pay respect to the survivors of our fallen heroes.

In Witness Whereof, I have hereunto set my hand and caused the Seal of the City of Plymouth to be affixed hereto this 4th Day of May of Two Thousand Twenty.

Oliver Wolcott, Mayor
City of Plymouth, Michigan

Proclamation

- Whereas** The Office of the Professional Municipal Clerk, a time honored and vital part of local government exists throughout the world, and
- Whereas** The Office of the Professional Municipal Clerk is the oldest among public servants, and
- Whereas** The Office of the Professional Municipal Clerk provides the professional link between the citizens, the local governing bodies and agencies of government at other levels, and
- Whereas** Professional Municipal Clerks have pledged to be ever mindful of their neutrality and impartiality, rendering equal service to all, and
- Whereas** The Professional Municipal Clerk serves as the information center on functions of local government and community, and
- Whereas** Professional Municipal Clerks continually strive to improve the administration of the affairs of the Office of the Professional Municipal Clerk through participation in education programs, seminars, workshops and the annual meetings of their state, provincial, county and international professional organizations, and
- Whereas** It is most appropriate that we recognize the accomplishments of the Office of the Professional Municipal Clerk.

Now, Therefore, I, Oliver Wolcott, Mayor of the City of Plymouth, do hereby proclaim the week of May 3-9, 2020 as

Professional Municipal Clerks Week

in the City of Plymouth, and further extend appreciation to all Professional Municipal Clerks, for the vital services they perform and their dedication to the communities they represent.

In Witness Whereof, I have hereunto set my hand and caused the Seal of the City of Plymouth to be affixed hereto this 4th day of May, 2020.

Oliver Wolcott, Mayor
City of Plymouth, Michigan



City of Plymouth City Commission Regular Meeting Minutes Monday, April 20, 2020 - 7:00 p.m. Plymouth City Hall Commission Chambers

City of Plymouth
201 S. Main
Plymouth, Michigan 48170-1637

www.plymouthmi.gov
Phone 734-453-1234
Fax 734-455-1892

Meeting was held online at Zoom.us – Meeting ID 962 4970 3934

Statement on the reason the public body is meeting electronically:

On March 10, 2020 the Governor of the State of Michigan declared a state of emergency across the State of Michigan under section 1 of Article 5 of the Michigan Constitution of 1963, the Emergency Management Act, 1976 PA 390, as amended, MCL 30.401 – 421, and the Emergency Powers of the Governor Act of 1945, 1945 PA302, as amended, MCL 10.31 – 33. These sections provide the Governor with broad powers and duties to cope with dangers to this state or to the people of the state.

As a part of the response to the emergency, the Governor has deemed it reasonable and necessary to temporarily suspend rules and procedures relating to physical presence at meetings and hearings of public bodies and other governmental entities in Michigan. These public bodies and entities must continue to conduct public business during this emergency. Due to the emergency situation and the request of the Governor to not gather in groups of 10 or more it is necessary for some public boards to meet electronically.

1. CALL TO ORDER

- a. Mayor Wolcott called the meeting to order at 7:00 p.m., followed by the Pledge of Allegiance
- b. Roll call

Present: Mayor Oliver Wolcott, Mayor Pro Tem Nick Moroz, Commissioners Suzi Deal, Ed Krol, Kelly O' Donnell, Marques Thomey and Tony Sebastian

Also present: City Manager Paul Sincock, Attorney Robert Marzano, City Clerk Maureen Brodie, Public Safety Director Al Cox and various City Department Heads

- c. Proclamation
 - i. Arbor Day – Mayor Wolcott read a proclamation in support of Arbor Day, which will be on Friday, April 24.

2. CITIZENS COMMENTS

Ellen Elliott of 404 Irvin thanked the DDA for continuing to help publicize downtown businesses and the Department of Municipal Services for picking up compost when Republic Services was unable to.

Frank Yaquinto asked the Commission to look at and consider forgiving a \$950 false alarm fee he received for his business.

3. APPROVAL OF THE AGENDA

Commissioner Thomey made a motion, seconded by Commissioner Sebastian, to approve the agenda for Monday, April 20, 2020.

ROLL CALL VOTE - MOTION PASSED 7-0

4. ENACTMENT OF THE CONSENT AGENDA

- a. Approval of April 6, 2020, 2020 Regular Meeting Minutes
- b. Approval of April 16, 2020 Budget Study Session Minutes
- c. Approval of March 2020 Bills
- d. Approval of Special Event: Farmers Market

Commissioner Krol offered a motion, seconded by Mayor Pro Tem Moroz, to approve the Consent Agenda for Monday, April 6.
Item 4.d was moved to item 7.c on the regular agenda.

ROLL CALL VOTE - MOTION PASSED 7-0.

5. COMMISSION COMMENTS

Commissioner O'Donnell said the Keep Plymouth Leafy is giving away a free street tree to any resident who asks for one. In addition, the group will celebrate Arbor Day by planting a tree in Starkweather Park (using social distancing measures). She also commented about the national recognition with the Obama Foundation that the Penn Theatre received for positive movie line messages on the marquis.

Commissioner Thomey thanked the police, fire and DMS for doing birthday parades for residents. Mayor Pro Tem Moroz thanked Paul Sincock and John Scanlon for their work on the budget. He also reminded residents to complete their census forms.

Mayor Wolcott said he is interested in learning what the Federal government will do to make local governments whole. Commissioner Thomey said he believes that is being discussed in Congress.

6. OLD BUSINESS

a. Parks and Open Space Ordinance – Second Reading

Commissioner Thomey offered a motion, seconded by Commissioner Krol, for the following resolution.

RESOLUTION # 2020-32

WHEREAS The Commission of the held a first and second reading in which they reviewed the proposed zoning ordinance text which adds Article XXIV, section 78-420 through 78-429 and zoning map amendments for the Parks and Open Space District, and

WHEREAS The Planning Commission held a public hearing on January 8, 2020 to receive public comment about the zoning amendment and rezoning, and

WHEREAS At the conclusion of the public hearing, the Planning Commission approved the zoning amendment and rezoning as presented and recommended review and approval by the City Commission, and

WHEREAS The proposed rezoning is supported by the Master Plan and would align the City's zoning map with the future land use map contained therein, and

WHEREAS The City Commission has completed a first reading of the proposed language.

NOW THEREFORE BE IT RESOLVED THAT the City Commission does hereby adopt the Parks and Open Space District language and rezone the City-owned parks, parklands and playgrounds

NOW THEREFORE BE IT FURTHER RESOLVED THAT the City Commission directs the City Clerk to publish the Parks and Open Space ordinance language amend the zoning map, and sign the adopted zoning map with the Mayor.

Proposed Ordinance Language

P-OS Parks and Open Space District

78-420. Intent

The P-OS, parks and open space district, is intended to preserve, protect, and establish public parks, parkways, playgrounds, open space, natural features, and areas for active and passive recreation throughout the City of Plymouth.

78-421. Principal Uses Permitted

In a parks and open space district, no building or land shall be used and no structure or building shall be erected except for one or more of the following specified uses unless otherwise provided in this chapter.

Permitted uses:

1. Publicly owned and operated parks, parkways, and recreational lands and facilities.
2. Open space areas for passive recreation and educational activities, including but not limited to, walkways, bicycle paths, trails, benches, community gardens, outdoor stages, and open-air venues.
3. Active recreation including but not limited to sports fields and courts, and skate parks.
4. Playgrounds and play structures.
5. Cemeteries and structures associated with interment.
6. Essential public services.
7. Other uses which are similar to the above uses, as determined by the Planning Commission.
8. Accessory structures, such as picnic pavilions, historical or cultural monuments, and storage facilities, when customarily incidental to the above permitted uses.
9. Parking areas when customarily incidental to the above permitted uses.

78-422. Special Land Uses

None.

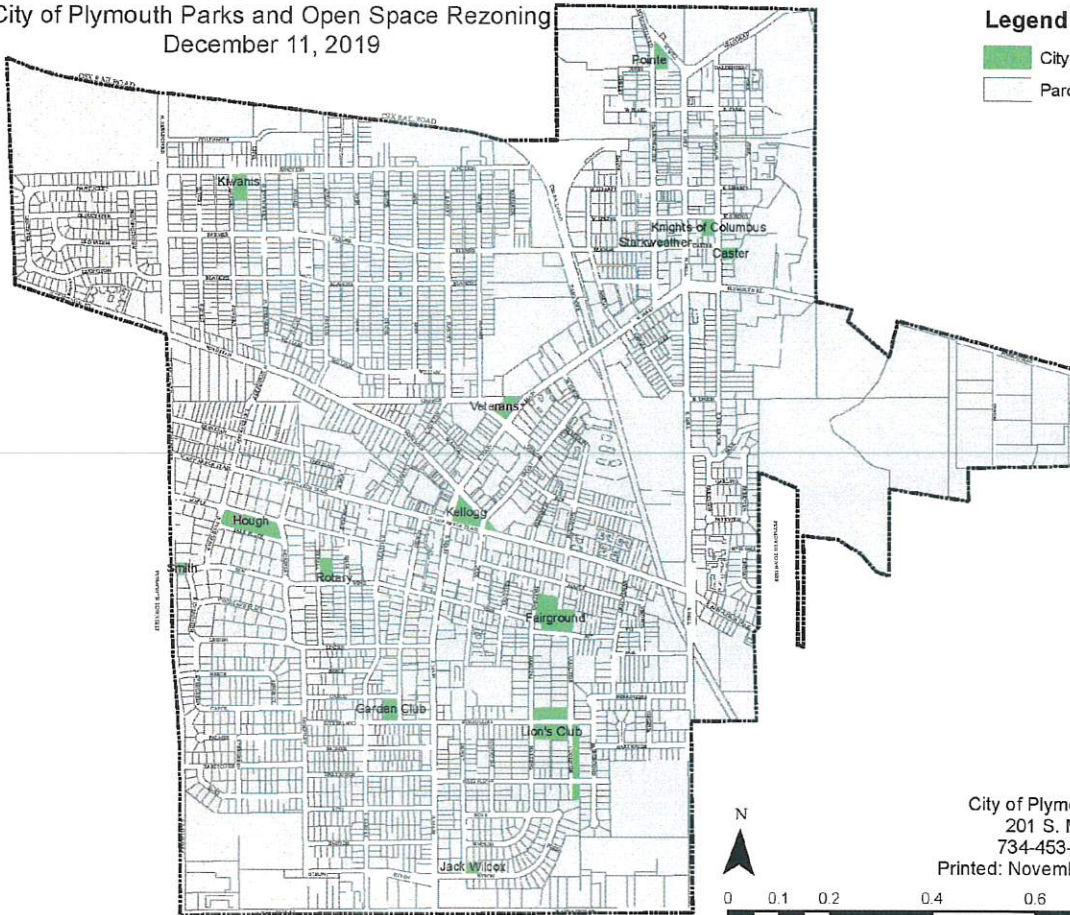
78-423. Area and Bulk Requirements

See Article XVII of this chapter for the schedule of regulations which limits the height and bulk of buildings and minimum size of lot, organized by permitted land use.

Zoning District	Minimum Size Lot Per Dwelling Unit		Maximum Height of Structures		Minimum Yard Setback (Per Lot in Feet)				Minimum Floor Area Per Unit (sq. ft.)	Maximum % Lot Area Covered By All Buildings	Maximum Floor Area Ratio
	Area in sq. ft.	Width	In stories	In feet	Front	Sides		Rear			
						Least one	Total of two				
Parks and Open Space	N/A	N/A	1.5	15	-	-	-	-	N/A	-	N/A


78-424 through 78-429. Reserved.

City of Plymouth Parks and Open Space Rezoning
December 11, 2019



- Legend**
- City-Owned Parks
 - Parcels

City of Plymouth GIS
201 S. Main
734-453-1234
Printed: November 18, 2019





City of Plymouth
Planning Commission Meeting Minutes
Wednesday, January 8, 2020 – 7:00 P.M.
City Hall Commission Chambers

City of Plymouth
201 S. Main
Plymouth, Michigan 48170

www.plymouthmi.gov
Phone 734-453-1234
Fax 734-455-1892

1. ROLL CALL

Chair Sisolak called the meeting to order at 7:00 P.M.
The Board said the Pledge of Allegiance.

PRESENT: Joe Hawthorne, Tim Joy, Jennifer Kehoe, Shannon Adams, Adam Offerman, Hollie Saraswat, and Karen Sisolak.

ABSENT: Chuck Myslinski, Scott Silvers

Also present was John Buzuvis, Community Development Director; Doug Lewan, Planning Consultant; Nick Moroz, City Commission Liaison; and Kelly O'Donnell, City Commission Liaison.

2. CITIZEN COMMENTS

None.

3. APPROVAL OF MINUTES

a) Comm. Joy, supported by Comm. Hawthorne, made a motion to approve the regular meeting minutes from December 11, 2019.

MOTION APPROVED 7-0

4. APPROVAL OF AGENDA

Comm. Kehoe, supported by Comm. Offerman, made a motion to approve the agenda, as presented.

MOTION APPROVED 7-0

5. ELECTION OF OFFICERS

Comm. Joy nominated Comm. Sisolak to be Chairperson for the 2020 calendar year. There were no other nominations.

MOTION APPROVED 7-0

Chair Sisolak nominated Comm. Kehoe to be Vice-Chairperson for the 2020 calendar year. There were no other nominations.

MOTION APPROVED 7-0

6. COMMISSIONER COMMENTS

Chair Sisolak explained that the Saxton's purchase agreement was conditionally approved by the City Commission on January 6 and is available to review on the City's website, pages 84-106.

Comm. Kehoe encouraged the Board to review the purchase agreement. She explained it included information on ingress and egress, but that additional safeguards needed to be put into the final PUD agreement.

7. PUBLIC HEARING

a) Parks and Open Space District Text and Rezoning

Comm. Kehoe explained the process and reasoning for writing the parks and open space district ordinance language and rezoning the city-owned parks and open spaces.

Chair Sisolak opened the public hearing at 7:11 PM.

There were no public comments.

Chair Sisolak closed the public hearing at 7:12 PM.

Chair Sisolak thanked Comms. Kehoe, Offerman, and Joy for their work on the sub-committee.

A motion was made by Comm. Joy, seconded by Comm. Offerman, to recommend the approval of the final draft of the Parks and Open Space Ordinance and be forwarded to the City Commission for their review.

MOTION APPROVED 7-0

8. OLD BUSINESS

a) PUD 19-02: 230 Wilcox (Wilcox Mill), Preliminary PUD Review, Zoned R-1

Comm. Kehoe rescued herself due to a conflict of interest.

Steven Estey, land use attorney, presented his case. He explained that their resubmission aims to clarify and address the concerns brought up by Ms. Elmiger's report and the Board's discussion. He explained those items specifically include the tree inventory, the elevation of the proposed Quonset hut, the pertinent provisions from Wayne County's approval of the sale, an updated wetland delineation determination report, the list of community project partners, the Secretary of the Interior Standards for Rehabilitation, labeling the abutting uses, clarifying the interior kitchenette plan, reducing the size of the proposed building, and the parking area to the north along Wilcox was moved back and vegetative screening was added. Mr. Estey addressed the concerns outlined in the CWA report. He explained that the EGLE application was provided and necessary notations were changed. He stated that they have no objection to obtaining a floodplain permit, if required. He explained that the restrictions that are in the purchase agreement will be handled by virtue of the deed at closing and enforced by those that can enforce them, i.e. the County. Mr. Estey explained that the events and leasing of the space is required to make the project economically viable. He stated that this mill project is unlike other throughout the county in that it does not have a restaurant or a commercial retail space so they want the ability to do as many events as the market will support. He explained they're not aware of any contamination on site, but they would provide information if it became available. Mr. Estey explained that the banked parking was critical for outdoor events. He suggested that outdoor events could be held on the site to the extent that parking would accommodate it, but no events that exceed the available parking can be held until the bank parking is constructed. He explained the additional screening for the circulation drive would be installed so as not to impede the clear sight vision for vehicles entering and exiting the circulation drive. He explained that the suggested sidewalk addition down the hill on Wilcox was challenging due to topography and is cost prohibitive. Mr. Estey explained that the size of the additional principal building has been reduced and designed to pay homage to the post-WWII industrial history of the site. He showed the Board architectural renderings of the additional story on the mill building.

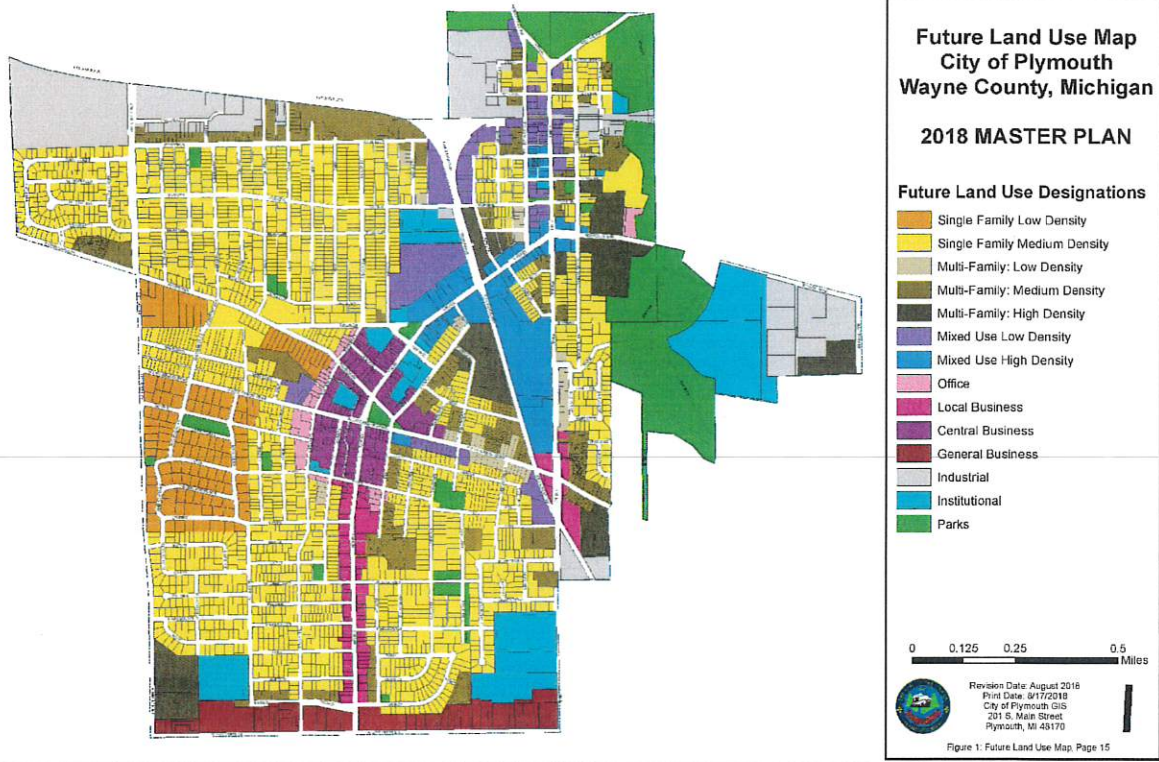
Citizen Comments

Ellen Elliott, 404 Irvin, spoke in favor of and gave background on the proposed Quonset hut. She explained the history of the design and how it fits with the Henry Ford and industrial history of the site.

Wendy Harless, 11677 Morgan Avenue, Plymouth Preservation Network, explained that historic buildings are expensive. She spoke in favor of allowing revenue generating activities and events like gallery openings and renting the venue out for special events in order to generate revenue to maintain the historic building.

Board Discussion

Comm. Offerman spoke favorably about the project and its public benefit. He wanted to have some restrictions for parking related to events.



There were no public comments.

ROLL CALL VOTE - MOTION PASSED 7 – 0

7. NEW BUSINESS

a. Soccer Equipment Bids

The following resolution was offered by Commissioner Thomey and seconded by Mayor Pro Tem Moroz.

RESOLUTION # 2020-33

The following resolution was offered by Commissioner Thomey and seconded by Mayor Pro Tem Moroz.

WHEREAS The City offers a soccer program to help promote the public health and welfare and to promote the benefits of a parks and recreation program, and

WHEREAS Each year it is necessary to purchase a variety of soccer equipment in order to operate the program each year

NOW THEREFORE BE IT RESOLVED that the City Commission of the City of Plymouth does hereby accept amended bid from Plymouth Trading Post for a variety of soccer equipment for the 2019 - 20 Fiscal Year as follows:

PLYMOUTH TRADING POST:

Sedona – Youth Size Jerseys	\$14.30 each
Sedona – Adult Size Jerseys	\$15.50 each

Funding for these purchases is authorized from the Recreation Fund. The City Commission further rejects all other bids for these products.

There was some discussion regarding the replacement cycle of uniforms and when the fall season might start.

ROLL CALL VOTE - MOTION PASSED 7 – 0

b. Cross-Connection Program Renewal

The following Resolution was offered by Mayor Pro Tem Moroz and seconded by Commissioner Sebastian.

RESOLUTION # 2020-34

WHEREAS The City of Plymouth operates a water distribution system in accordance with Requirements of the Michigan Department of Environment, Great Lakes, and Energy, and

WHEREAS In order to protect the public health, safety and welfare and the public water Supply the City is required to have a Cross Connection Program.

NOW THEREFORE BE IT RESOLVED THAT the City Commission of the City of Plymouth does hereby authorize a Professional Services Contract with Hydro Corp of Troy, Michigan to complete the City's Cross Connection Program at a cost of \$1,347.00 per month through April 31, 2022.

In response to questions, Department of Municipal Services Director Chris Porman said Hydro Corp will do inspections but not repairs. They will, however, come back and inspect after repairs are made. He said there are no plans to do residential inspections in the near future.

ROLL CALL VOTE - MOTION PASSED 7 – 0

c. Farmers Market

Commissioner Thomey made a motion, seconded by Commissioner Krol to accept the application for the Farmers Market with the caveat that the dates might be adjusted if social distancing regulations are still in place.

8. REPORTS AND CORRESPONDENCE

a. Liaison Reports – there were no liaison reports

9. ADJOURNMENT

Hearing no further discussion, Mayor Wolcott asked for a motion to adjourn. A motion to adjourn was made by Commissioner Krol and seconded by Commissioner to adjourn the meeting at 7:54 p.m

ROLL CALL VOTE - MOTION PASSED 7 – 0

OLIVER WOLCOTT
MAYOR

MAUREEN A. BRODIE, CMC, CMMC
CITY CLERK

City of Plymouth
SPECIAL EVENT APPLICATION

>> FEES WILL BE CHARGED FOR ALL SPECIAL EVENTS <<

Complete this application in accordance with the City of Plymouth Special Events Policy, and return it to the City Manager's Office at least 21 Calendar days prior to the starting date of the event.

Sponsoring Organization's Legal Name Best Friends Group (Thursday Evening Sand Adult Volleyball Group)

Ph# 734-306-1064 Fax# Email Laura.Ply.VB@aol.com Website

Address 1415 Sheridan City Plymouth State MI Zip 48170

Sponsoring Organization's Agent's Name Laura Flora Title Manager

Ph# 734-306-1064 Fax# Email Laura.Ply.VB@aol.com Cell# 734-306-1064

Address 46227 Ann Arbor Rd City Plymouth State MI Zip 48170

Event Name Thursday Sand Volleyball

Event Purpose to play volleyball weekly or after restrictions are lifted

Event Date(s) Thursday April 30 - Oct. 1, 2020

Event Times 6pm - dark

Event Location Sand volleyball court at Fairground Park

What Kind Of Activities? Volleyball (adult)

What is the Highest Number of People You Expect in Attendance at Any One Time? 14

Coordinating With Another Event? YES NO X If Yes, Event Name:

Event Details: (Provide a detailed description of all activities that will take place. Attach additional sheets if necessary.)

Our group of professional adults has been playing volleyball on Thursday evenings at the Fairground Park sand court for the past 18 years.

We do not require any special services from the City of Plymouth. We keep the park clean and often pick up litter, fill in holes, rake the sand, and make repairs to the net.

We are requesting a permit, so that we know we are definitely able to play. We plan our schedules around this evening of volleyball leaving work early, hiring babysitters, etc. We count on this evening for a good workout and quality time with friends. We follow volleyball with dinner and drinks at one of the nearby Plymouth restaurants.

1. **TYPE OF EVENT:** Based on Policy 12.2, this event is: *(Weddings Ceremonies – Please Review Section 12.2.f)*
City Operated Co-sponsored Event Other Non-Profit Other For-Profit Political or Ballot Issue

2. **ANNUAL EVENT:** Is this event expected to occur next year? YES NO

If Yes, you can reserve a date for next year with this application (see Policy 12.15). To reserve dates for next year, please provide the following information:

Normal Event Schedule (e.g., third weekend in July):

Thursdays May 1 - Oct 1

Next year's specific dates:

6pm-dark

See section 12.13 for license & insurance requirements for vendors

3. **FOOD VENDORS/ CONCESSIONS?** YES NO **OTHER VENDORS?** YES NO

4. **DO YOU PLAN TO HAVE ALCOHOL SERVED AT THIS EVENT?** YES NO

5. **WILL ALCOHOL BE SERVED ON PRIVATE PROPERTY AS PART OF THIS EVENT?** YES NO

6. **WILL YOU NEED ELECTRICITY AND/OR WATER?** YES NO

CITY SERVICES REQUIRED? If needed, please attach a letter indicating all requests for City Services.
(see Attachment B)

None

7. **AN EVENT MAP IS** **IS NOT** attached. If your event will use streets and/or sidewalks (for a parade, run, etc.), or will use multiple locations, please attach a complete map showing the assembly and dispersal locations and the route plan. Also show any streets or parking lots that you are requesting to be blocked off.

8. **EVENT SIGNS:** Will this event include the use of signs? YES NO

If Yes, refer to Policy 12.8 for requirements, and describe the size and location of your proposed signs: **Please complete a sign illustration / description sheet and include with the application.**

Signs or banners approved by the City of Plymouth for Special Events shall be designed and made in an artistic and workman like manner. THE CITY MANAGER MUST APPROVE ALL SIGNS. SIGNS CANNOT BE ERECTED UNTIL APPROVAL IS GIVEN.

Signs and/or Banners may be used during the event only. Please refer to Special Event Policy for information related to the installation of banners on Downtown Street Light Poles in advance of event. NO SIGNS ARE ALLOWED IN THE PARK IN ADVANCE OF THE EVENT.

9. **UNLIMITED PARKING:** Are you requesting the removal of time limits on parking (see Policy 12.5)?

YES NO

If Yes, list the lots or locations where/why this is requested:

10. CERTIFICATION AND SIGNATURE: I understand and agree on behalf of the sponsoring organization that

- a. A Certificate of Insurance must be provided which names the City of Plymouth as an additional named insured party on the policy. (See Policy 12.10 for insurance requirements)
- b. Event sponsors and participants will be required to sign Indemnification Agreement forms (refer to Policy 12.12).
- c. All food vendors must be approved by the Wayne County Health Department, and each food and/or other vendor must provide the City with a Certificate of Insurance which names the City of Plymouth as an additional named insured party on the policy. (See Policy 12.13)
- d. The approval of this Special Event may include additional requirements and/or limitations, based on the City's review of this application, in accordance with the City's Special Event Policy. The event will be operated in conformance with the Written Confirmation of Approval. (see Policy 12.11 and 12.16)
- e. The sponsoring organization will provide a security deposit for the estimated fees as may be required by the City, and will promptly pay any billing for City services which may be rendered, pursuant to Policy 12.3 and 12.4.

As the duly authorized agent of the sponsoring organization, I hereby apply for approval of this Special Event, affirm the above understandings, and agree that my sponsoring organization will comply with City's Special Event Policy, the terms of the Written Confirmation of Approval, and all other City requirements, ordinance and other laws which apply to this Special Event.

3/31/2020

Date

Laura Flora

Digitally signed by Laura Flora
Date: 2020.03.31 18:29:54
-04'00'

Signature of Sponsoring Organization's Agent

RETURN THIS APPLICATION at least twenty (21) days prior to the first day of the event to:

City Manager's Office
City Hall
201 S. Main Street
Plymouth MI 48170

Phone: (734) 453-1234 ext. 203

11. INDEMNIFICATION AGREEMENT

INDEMNIFICATION AGREEMENT

The Best Friends Group (*organization name*) agree(s) to defend, indemnify, and hold harmless the City of Plymouth, Michigan, from any claim, demand, suit, loss, cost of expense, or any damage which may be asserted, claimed or recovered against or from the Sand VB (*event name*) by reason of any damage to property, personal injury or bodily injury, including death, sustained by any person whomsoever and which damage, injury or death arises out of or is incident to or in any way connected with the performance of this contract, and regardless of which claim, demand, damage, loss, cost of expense is caused in whole or in part by the negligence of the City of Plymouth or by third parties, or by the agents, servants, employees or factors of any of them.

Signature Laura Flora Digitally signed by Laura Flora
Date: 2020.03.31 18:30:17
-04'00'

Date 3/31/2020

Witness _____

Date 3/12/2020

EVENT REVIEW FORM

EVENT NAME: _____ TOTAL ESTIMATED FEE: _____
 (Note: All fees are only initial estimates and can increase upon assessment of services after the close of the event).

MUNICIPAL SERVICES: Approved Denied (list reason for denial) Initial CT/MS

No Services needed

\$250 Bathroom Cleaning Fee Per Day of Event? YES NO

Labor Costs: \$ _____ Equipment Costs: \$ _____ Materials Costs \$ _____

POLICE: Approved Denied (list reason for denial) Initial MC

No Services Needed

Labor Costs \$ _____ Equipment Costs \$ 0 Materials Costs \$ _____

FIRE: Approved Denied (list reason for denial) Initial JR

No Services Needed

Labor Costs \$ _____ Equipment Costs \$ _____ Materials Costs \$ _____

HVA: Approved Denied (list reason for denial) Initial _____

DDA: Approved Denied (list reason for denial) Initial TB/MS

No services

Labor Costs \$ _____ Equipment Costs \$ _____ Materials Costs \$ _____

RISK MANAGEMENT: Approved Denied (list reason for denial) Initial _____

Class I - Low Hazard

Class II - Moderate Hazard *Cert. of insurance needed naming City of Plymouth as ADDITIONAL INSURED in description area.*

Class III - High Hazard

Class IV - Severe Hazard *also should not begin until Governor's restrictions are lifted.*

SITE FEE APPLIED TO ALL EVENTS IS \$100 PER DAY. TOTAL EVENT SITE FEE \$ _____

APPROVED _____ NOT APPROVED _____ DATE _____



Administrative Recommendation

City of Plymouth
201 S. Main
Plymouth, Michigan 48170-1637

www.plymouthmi.gov
Phone 734-453-1234
Fax 734-455-1892

To: Mayor & City Commission
From: Paul J. Sincock, City Manager
CC: S:\Manager\Sincock Files\Memorandum - Alarm Ordinance update 1st Reading 05-04-20.docx
Date: April 27, 2020
RE: Alarm Code Ordinance update – First Reading

Background

As the City Commission is aware there was an identified clerical issue with what is commonly known as the False Alarm Ordinance. In June of 2013, the City's ICMA Study of Public Safety Services noted that there was an issue of fire response, not being reimbursed for multiple false alarms in a one-year period. The City Commission at that time adopted changes to the False Alarm Ordinance. The issue is that while the chart of costs was updated the wording in the Ordinance was not.

Based on a review of the situation, it is necessary to update the wording in the Ordinance to start the penalties on false alarms after the second false alarm. There is a memorandum from Director of Public Safety Al Cox, which provides additional background information.

As a reminder, the change allows an alarm user to have two false alarms in any one-year period, plus an unlimited number of false alarms due to weather conditions or communication conditions, such as a downed communication line.

RECOMMENDATION:

The City Administration recommends that the City Commission make the change in the False Alarm Ordinance to have the wording in the Ordinance match the fine schedule shown in the Ordinance. This was clearly the intent of the City Commission in 2013.

The purpose of the False Alarm Ordinance is to encourage owners of alarm systems to ensure that their alarm is working properly and to make sure that the Public Safety Staff does not "drop their guard" on a location with multiple false alarms. It should be noted that a business could have multiple false alarms for weather or communication line issues (downed line), but not for faulty sensors, failure of the owner to notify the alarm company or employee after hour contacts, or other alarm system issues.

We have attached a proposed Resolution for the City Commission to consider regarding this matter. Should you have any questions regarding this matter please feel free to contact either Al Cox or myself.

PLYMOUTH POLICE DEPARTMENT MEMORANDUM

TO: PAUL SINCOCK, CITY MANAGER
FROM: A.L. COX, DIRECTOR OF PUBLIC SAFETY *A.L. Cox*
SUBJECT: LANGUAGE CHANGE TO ORDINANCE 54-47: FALSE ALARM FINES
DATE: 4/23/2020

BACKGROUND

In June 2013, the City Commission voted to adopt a change in the false alarm fine schedule regarding Plymouth City Ordinance 54-47: False Alarm Fines. The Commission was specifically seeking to enhance fines on the Fire side, as the then current fines were significantly less than the cost of a fire department response. When Commissioners voted to adopt the increased, and now current, fine schedule, it was clear that their intent was not only to increase the fines, but also to begin charging such fines once an alarm user was in excess of two (2) false alarms received by either the Police or Fire Department. However, as the result of a simple oversight, the actual Ordinance language was not changed from directing alarm users to pay a fine "...for each false alarm in excess of three false alarms occurring within the calendar year."

RECOMMENDATION

Based on the Administrative Recommendation and accompanying paperwork presented for review and adoption of the current False Alarm Fine Schedule, adopted on June 17, 2013, I would like to request that the City Commission replace language found in the above referenced City Ordinance as follows:

REMOVE:

The alarm user shall be required to pay a fine, as set forth in subsection 54-47(c), for each false alarm in excess of three false alarms occurring within the calendar year.

REPLACE WITH:

The alarm user shall be required to pay a fine, as set forth in subsection 54-47(c), for each false alarm in excess of two false alarms occurring within the calendar year.

If you have any questions or concerns, please let me know. Thank you for your time and attention.

PROPOSED CHANGE

Sec. 54-47. - False alarm fines.

- (a) The alarm user shall be required to pay a fine, as set forth in subsection 54-47(c), for each false alarm in excess of ~~three~~ **two** false alarms occurring within the calendar year. The calendar year shall be defined as January 1st to December 31st of any given year. Upon the occasion of the second false alarm occurring within any one-year period, the alarm user shall be advised in writing by the city police department of the city recording of the occurrence of the two false alarms and shall be advised of the existence of this division.
- (b) Alarm conditions caused by the following extenuating circumstances shall not constitute a false alarm and no false alarm fine shall be charged by the city.
- (1) Alarm conditions being activated by persons working on alarm system with prior notification to the police department of the city, or the community fire department.
 - (2) Alarm conditions being activated by severe weather.
 - (3) Alarm conditions being activated by disruption or disturbance of telephone or other communication systems.
- (c) Notwithstanding any penalties provided for in the event of a conviction for violation of this division, and notwithstanding whether or not a prosecution has been commenced, any person, corporation, partnership or other legal entity who uses, leases, installs or directs the installation of an alarm system described in this division shall be subject to the following fines:

False Alarms Within Calendar Year	Response By Police Department	Response By Fire Department
1st and 2nd	No fine	No fine
Third	\$50.00	\$300.00
Fourth	100.00	500.00
Fifth	200.00	500.00
Sixth	300.00	500.00
In excess of six	500.00	500.00

(Ord. No. 2000-14, 11-20-00; Ord. No. 2013-01, 6-17-13)

**City of Plymouth
201 S. Main
Plymouth, MI 48170
734-453-1234**

ADMINISTRATIVE RECOMMENDATION

To: Mayor and City Commission
From: Paul J. Sincock –City Manager
CC: S:\MANAGER\Sincock Files\Memorandum - Fire Alarm Ordinance - Final Reading 06-17-13.doc
Date: 6/13/2013
Re: Fire Alarm Ordinance Changes – Final Reading

BACKGROUND:

As a result of the recent ICMA Fire Study we reviewed the City's False Alarm Ordinance and found that it is not covering our costs as it relates to the Fire Department. The current Ordinance only allows a fee of \$50 for the Third False Alarm and then it goes up to \$100, then \$200 and so on for each successive alarm. Our costs for a call out of the Fire Department exceed those fines and they do not provide an incentive for the property owner to fix their fire alarm. We are not proposing any changes to the Police False Alarm fees.

The proposed revision to the Fire Alarm Ordinance would still provide for the first two alarms in a year as "free" and the third false alarm would cause a billing of \$300 to the property owner and then for the fourth (4th) and higher number of false alarms at a location would result in a fine of \$500 each. This will help meet the expenses of the Fire Department response. In 2012 we had a total of 38 fire false alarms which result in a fire response and affected Plymouth's percentage of fire calls in the Northville – Plymouth Fire Operation, which then impacted our cost for the joint service.

The proposed ordinance still allows an alarm user to have two false alarms in any one-year period, plus an unlimited number of false alarms due to weather conditions or communication conditions. On the third false alarm, the fire alarm user would have to pay a fine of \$300 for the third (3rd) false alarm and the fine schedule progresses up to \$500 from that point.

RECOMMENDATION:

The City Administration recommends passage of the proposed false alarm ordinance at its final reading. This issue presents a liability and a cost to the City as Public Safety Staff are responding to alarm situations and multiple false alarms at a particular location may cause Public Safety Staff to "drop their guard" and get into a very serious situation.

This is the final reading of this ordinance and the new fine schedule will go into effect after publication. We have attached a copy of the proposed ordinance as well as a Resolution for the City Commission to consider. Should you have any questions regarding this matter please feel free to contact me.

RESOLUTION

The following Resolution was offered by Comm. _____ and seconded by Comm. _____

WHEREAS The City Commission of the City of Plymouth hereby wants to amend the Plymouth City Code Section 54-47,

NOW THEREFORE BE IT RESOLVED THAT the City Commission of the City of Plymouth does hereby adopt at its First Reading the following amendment to the Plymouth City Code Section 54-47:

Section 54-47(a) –

REMOVE THE FOLLOWING:

The alarm user shall be required to pay a fine, as set forth in subsection 54-479(c), for each false alarm in excess of three false alarms occurring within the calendar year.

INSERT THE FOLLOWING:

The alarm user shall be required to pay a fine, as set forth in subsection 54-47(c), for each false alarm in excess of **two** false alarms occurring within a calendar year.



Administrative Recommendation

City of Plymouth
201 S. Main
Plymouth, Michigan 48170-1637

www.plymouthmi.gov
Phone 734-453-1234
Fax 734-455-1892

To: Mayor & City Commission
From: Paul J. Sincock, City Manager
CC: S:\Manager\Sincock Files\Memorandum - Contract Agreement with DMS Union 05-04-20.docx
Date: April 29, 2020
RE: Tentative Agreement with DMS Employee Association Union

Background

The City Commission is aware that we have been in contract negotiations with the City's Department of Municipal Services Employee Union, who are represented by TPOAM. Their contract ends on June 30th and we have been in preliminary discussions with the group but have not had a "formal" meeting with the negotiation teams from both management and union.

Within the past two weeks the employee representative for the Union stopped in my office to have brief discussion related to their contract and the city's finances during and after the Covid-19 situation. The union presented the concept of a one-year extension of their current contract, with no July 1 increase in salary. They realize that there will be significant impacts beyond the health implications of COVID-19 and those impacts will affect the City finances. They are also seeing that some of our neighboring communities are furloughing employees for days or weeks at a time, while our group is fully working on an alternate schedule.

It should also be noted that the DMS Workers voluntarily developed a temporary alternate schedule that is meeting the 80 hours in a pay period, divided the group into two teams that work 13+ hours per day and provides service six days a week (without overtime), while maintaining separation from the other team. This schedule is working out very well for our Department and our crews as it has allowed them to take on additional temporary duties, such as lawn mowing until the contractor gets up and fully running, as an example.

Once we had a brief discussion about their contract extension proposal, we spent a little time with them on the City Budget and showed them where our money comes from and they went back and checked with their group. I am pleased to indicate that we have a tentative agreement.

We are very proud of our Municipal Services Employees, who have taken the time to review the current situation and to put forth a proposal that is good for their membership, while at the same time is good for the City and its citizens. This group has been extremely flexible during the current situation as well

as prior to this event. This employee group fully understands the Plymouth Team concept and understands that we will work with them to be fair to all concerned and to ensure that our working relationship is beneficial to all parties, including the workers, the City and the citizens.

RECOMMENDATION:

The City Administration recommends that the City Commission accept a tentative agreement with the City of Plymouth Department of Municipal Services Employee Association for a one-year contract extension of their current labor agreement.

~~This matter has been reviewed by the City Attorney's Office and this is a positive agreement for both sides. We have attached a proposed Resolution for the City Commission to consider regarding this matter.~~

Should you have any questions in advance of the meeting please feel free to contact me.

RESOLUTION

The following Resolution was offered by Comm. _____ and seconded by
Comm. _____

WHEREAS The City of Plymouth has certain labor agreements with certain Unions who represent
Various employee groups, and

WHEREAS The Labor Agreement between the City and the Plymouth Department of Municipal
Services Employees Association, represented by TPOAM, expires on June 30, 2020, and

WHEREAS The employees put forth a proposal for a one year, status quo contract with no
Scheduled increase in salary or benefits as of July 1, 2020.

NOW THEREFORE BE IT RESOLVED THAT the City Commission of the City of Plymouth does hereby
accept a one year, status quo contract agreement between the City and the Department of Municipal
Services Employees Association, represented by TPOAM to be effective July 1, 2020 through June 30,
2021.



Administrative Recommendation

City of Plymouth
201 S. Main
Plymouth, Michigan 48170-1637

www.plymouthmi.gov
Phone 734-453-1234
Fax 734-455-1892

To: Mayor and City Commission

From: Paul J. Sincock, City Manager

CC: S:\Manager\Sincock Files\Memorandum - Annual Liquor License Review Liberty Street 05-04-20.docx

Date: April 30, 2020

RE: Annual Renewal Liquor Licenses Liberty Street Brewing & Ironwood

Background

The City Commission previously took action to hold back on the recommendation to renew the liquor licenses of what is commonly known as Liberty Street Brewing. This action was due to the non-payment of taxes. The ownership group presented at the Public Hearing and requested to have additional time to plan to bring the taxes up to date. Since that time the Covid-19 situation has hit and is placing a severe strain on all liquor license establishments.

However, we are pleased to indicate that the ownership group has made arrangements to pay down their outstanding tax bills. While they are not paid in full at this time, they are on a payment arrangement with the City's Finance Office. This is similar to what we would do with anyone who wants to "make good" on an outstanding bill from the City.

Also, there was a small outstanding bill from Ironwood, which was paid in full. As we previously indicated, the invoice simply got lost in the process at the business and it has been resolved.

RECOMMENDATION:

The City Administration recommends that the City Commission recommend renewal all of licenses, for Liberty Street Brewing/Norton X Brewing, LTD at 149 W. Liberty and Ironwood Grill on Ann Arbor Trail.

Should you have any questions in advance of the meeting please feel free to contact either Chief Al Cox or myself.

City Commission RESOLUTION

Renewal

The following Resolution was offered by Member _____ and seconded by Member _____.

- WHEREAS The City of Plymouth has a Liquor Management Ordinance related to the operation of All Class C Type Liquor Licenses in the City, and
- WHEREAS On March 16, 2020, the City Administration presented the Liquor License Review Committee and the City Commission with information about the various Liquor licensed establishments in the City, and
- WHEREAS The Local Liquor License Review Committee is required to make a Recommendation to the City Commission related to the renewal, revocation and non-renewal of all Liquor Licenses in the City.

NOW THEREFORE BE IT RESOLVED THAT the City Commission of the City of Plymouth does hereby recommend to the State Liquor Control Commission that the following licenses be renewed:

- Norton X Brewing, LTD
- Liberty Street Brewing
- Ironwood Grill



CITY OF PLYMOUTH

201 S. Main
Plymouth, Michigan 48170-1637

ITEM # 7.d
Go To Page 1

www.plymouthmi.gov

Phone 734-453-1234
Fax 734-455-1892

MEMORANDUM

Date: April 28, 2020
To: Paul Sincock, City Manager
From: John Scanlon, Finance Director
Subject: Third Quarter Budget Amendments

Issue: 2019-20 Third Quarter Budget Amendments – May 4, 2020

Analysis: Please find the attached Revenue and Expenditure reports through March 31, 2020 for the 2019-20 fiscal year for the General Fund, as well as the additional nine principal special revenue and enterprise funds. Also included is a summary of revenues and expenditures, changes in fund equity for the current year (green), a similar comparative summary for the prior year (yellow) and an investment report.

Normally, the second and third quarters of each fiscal year are the quarters which reflect the most significant modifications to the budget. At this point, nine months into the fiscal year, patterns of expenditures related to the Municipal Services Department (MSD) become clear. However, with the Coronavirus outbreak in March and the subsequent shut down of the economy, short- and long-term forecasts are still quite difficult given how unprecedented this is. Nevertheless, some short-term trends have begun to become exposed and are reflected in the proposed budget amendments. Additionally, we do know from previous recessions what revenue sources will become effected by the economic shut down, and those are also reflected in the proposed amendments and are detailed below.

Included with this memorandum is the Budget Adjustment Summary, which shows the effect of the proposed amendments on the various funds and activities of the City. These changes are consistent with the authority granted in the budget to make such amendments on a departmental basis. The Budget Adjustment Summary is, in effect, the synopsis of all the line item amendments that have been proposed administratively. The budget appropriations are **not** approved by line item – they are based on activity categories in the General Fund and by fund totals for all other funds.

GENERAL FUND

Overall, the General Fund's financial position remains stable. Revenues are down 9% from \$8,873,071 a year ago to \$8,068,104 this year. That fact being said, overall fund balance is up \$112,982 when compared to this time last year. The General Fund's primary revenue source comes from property taxes. Typically, the City collects about 97% of our property taxes through February 28th. From that point, taxes become delinquent and are collected by the county. On average, Wayne County usually

collects an additional 2%. While the City has collected its normal amount of property taxes, it is uncertain how much additional collections will be made by the county due to decreased staffing levels. With that in mind, revenue from property tax collections is up \$191,608 when compared to this time last year.

The second largest source of revenue in the General Fund comes from state revenue sharing. State revenue sharing is made up of two components: Constitutional revenue sharing, which comes from the state sales tax, and Statutory Revenue Sharing (or CVTRS), which is a state budgeted line item. Through April, the Department of Treasury has estimated that sales tax in April and May will decline approximately 50%. Additionally, it is projected that the State of Michigan will run a deficit of approximately \$2.6 billion in this fiscal year and \$3.2 billion in the next. While these are early estimates from the Department of Treasury, there is a strong indication that revenue sharing will be affected in fiscal year 2020-21 and the remaining payments made in the 2019-20 fiscal year.

The overall General Fund Budget amendments account for a reduced budget of \$124,423 and affect nearly every department. The culmination of the three quarters worth of budget amendments amount to a \$32,513 reduction from the original budget. These reductions are based on our earliest estimates from the unprecedented complete economic shut down.

STREET FUNDS

The Major and Local Street Funds' primary sources of revenue comes from the Gas and Weight tax. At this point in this fiscal year, the City has received payments through February and outside of a one-time additional \$97,000 received last year, revenues are up 12%. However, the Michigan Department of Transportation (MDOT) has estimated that traffic volume in April was down approximately 50-60%. That coupled with the steep decline in gas prices will surely affect the remaining payments the City receives. Nevertheless, prior to the Government shutdown, the City sold \$6,140,000 in bonds, which will effectively shift street construction from the Major and Local Street Funds to the newly established 2020 GO Bond Construction Fund (496). That adjustment is reflected in the proposed budget amendments.

RECREATION FUND

The Recreation Department is made up of two funds, an Operating Fund and Recreation Capital Improvement Fund. Together they have combined fund balance of \$107,130 compared to \$220,382 last year. Due to the Coronavirus outbreak on March 16th, Governor Whitmer signed Executive Order 2020-9 closing public and recreational facilities, which effectively closed the ice rink for the remainder of the season. On April 15th, the Western Suburban Soccer League (WSSL) canceled the spring soccer season. These two decisions prompted approximately \$93,000 in refunds. At this time, we would recommend an additional contribution of \$125,000 from the General Fund, in order to assist with fixed costs in the recreation department through the end of the fiscal year.

WASTE & RECYCLING FUND

Waste and Recycling Fund remains one of the City's most stable funds. In January of 2020, the trash cart fee was increased from \$9.50 to \$10.25 to coincide with the next Waste and Recycling contract. That has assisted in a 5% increase in revenue. The 111% fund balance increase reflected on the green sheet is not a true indication of the Waste and Recycling Fund's current performance, as billing had been briefly delayed in March. The fourth quarter budget amendment should give us a true indication of how this fund is doing.

DDA OPERATING FUND

The DDA is one of two component units of the City, meaning they are separate legal corporations distinct from the City but, by statute, are required to have budgets and amendments approved by their own board as well as by the City Commission. The amendments pertaining to this fund, 248, are now required to be adopted by the City Commission before going to the DDA Board, per Public Act 57 (Recodified Tax Increment Financing Act). Once approved by the City Commission, they will go to the DDA Board for their approval.

Currently, the DDA has seen a slight increase in revenue, from \$935,811 last year to \$1,089,758 this year. Overall, the proposed budget amendments are relatively small in nature and make up slightly less than 1% of their budget.

BUILDING FUND

Through this point in the fiscal year, the Building Fund's revenues are up 38% when compared to this time last year. It is the largest increase since 2017. Fund Balance has increased \$28,430 since the beginning of the fiscal year. Nonetheless, April is typically the third highest revenue month and the second most profitable. The Building Fund is always a fund we monitor due to its volatility. However, with the construction industry set to go back to work on May 7th and large scale projects ready to continue, it is our hope that May and June will bring in the permit revenue that may have been lost from the late March and April construction shut down.

NEIGHBORHOOD SERVICES FUND

In November of 2015, the City ceased supervision of operations of the senior transportation program and turned over all operations to Plymouth Township. The City contributes to costs of the program on the same formula basis, utilizing CDBG funds of approximately \$12,000, and a contribution from the General Fund. With the adjustments to the CDBG program in 2019, that funding is down to approximately \$6,000. In mid-March, Plymouth Township halted this program with the spread of the Coronavirus. At this point in the fiscal year, expenses only represent payments through the end of February.

WATER AND SEWER OPERATING & MAINTENANCE FUND

The Water & Sewer Operating & Maintenance Fund is reflecting a modest decrease in unrestricted fund balance of 3%. However, metered sales are currently down to 2017

levels and April had its lowest commercial usage since December of 2011. We should start to see corresponding declines from our contractual service with the Great Lakes Water Authority (GWLA), which have remained relatively flat. Their fee structure is 60% fixed and 40% variable, however, so cost savings will be moderate. This coupled with delayed penalties for late payment will most likely result in a decrease in fund balance.

We will continue to monitor this fund over the next couple of months, as the effects of the economic shut down become more evident. Rates for the 2020-21 fiscal year will be set at the first meeting in June. At that time, we will provide a further update on the fund's status.

EQUIPMENT FUND

Fund balance in the Equipment Fund is \$713,724, which is up from \$467,193 last year. The increase is, in large part, due to the sale of a fire truck to Plymouth Township. The payment received will subsequently be put toward the down payment of the City's new fire truck in 2020-21. Outside of that transaction, the fund remains relatively consistent. Fund balance has grown modestly from \$402,716 in 2018 to \$482,675 in 2019, however that increase has come mainly due to the delayed purchase of new equipment.

CONCLUSION

The overall health of the City's finances remains stable. As laid out above, there will be a need for the City to continue to adapt to the quickly changing economy. Per the Michigan Department of Treasury, one in four people in Michigan have filed for unemployment, and a decade's worth of job growth has been wiped out in one month's time. Gross domestic product dropped 4.8% in the first quarter of the 2020 calendar year, which is the steepest decline since the 2008 recession. However, the City has maintained a healthy amount of fund balance, and while our long-term impact will most definitely be affected, short-term impacts on smaller cities should not be as great as those on larger ones. Overall, through three quarters of the 2020-21 fiscal year, fund balance in the ten principal funds is up 4%. Five of the ten funds are reflecting increases in fund balance, including the General Fund.

There will be one final budget amendment for the fiscal year 2019-20, which will occur at the second meeting in June.

BUDGET AMENDMENTS

The proposed budget amendments required through the end of the third quarter of the 2019-20 fiscal year, as shown on the Budget Adjustment Summary, relate to changes in budgetary patterns which were not anticipated when the budget was originally adopted in June of 2019. The resolution which follows is necessary to adopt these amendments.

RESOLUTION

The following resolution was offered by Commissioner _____ and seconded by Commissioner _____.

WHEREAS, actual patterns of departmental expenditures occurred differently than originally projected in the 2019-2020 City Budget as adopted in June of 2019; and

WHEREAS, overall revenue and expenditure forecasts require modifications to the original budgetary allocations as established in the adopted budget; and

WHEREAS, the City Budget amendments require the approval of the City Commission for changes between activity departments and between funds of the City;

NOW, THEREFORE BE IT RESOLVED, that the 2019-2020 City Budget is hereby amended as indicated in the 3rd quarter amendments column of the attached Budget Amendments Summary, which is made a part of this resolution.

BE IT FURTHER RESOLVED, that the City Finance Director is authorized to change the budgetary appropriations as indicated in the Budget Amendments Summary effective May 4, 2020.

Requested Action: Approve 2019-20 Third Quarter Budget Amendments Resolution

Attachment(s): Quarterly Financial Reports

**BUDGET ADJUSTMENT SUMMARY
THIRD QUARTER - FY 19-20**

FUND DEPT./ACTIVITY	Approved Budget	1st Qtr. Amendments	2nd Qtr. Amendments	3rd Qtr. Amendments	4th Qtr. Amendments	Tot. All Amendments	Amended Budget
GENERAL FUND REVENUE: #101							
Property Taxes	6,148,270	-	-	(57,191)	-	(57,191)	6,091,079
Licenses & Permits	5,100	-	-	-	-	-	5,100
Federal/State Grants	30,560	-	-	(29,580)	-	(29,560)	1,000
State-Shared Revenues	1,079,380	-	-	(47,357)	-	(47,357)	1,032,023
Charges for Services	787,920	-	1,000	6,000	-	7,000	794,920
Cemetery Revenues	152,500	-	-	1,900	-	1,900	154,400
Parking Revenues	88,200	-	-	(8,820)	-	(8,820)	79,380
Other Operating Revenues	693,780	65,675	25,235	2,605	-	93,515	787,295
Appropriation of Surplus	-	-	-	-	-	-	-
Total Operating Revenue	8,985,710	65,675	26,235	(132,423)	-	(40,513)	8,945,197
Transfers In From Other Sources	-	-	-	8,000	-	8,000	8,000
Total Revenue All Classes	8,985,710	65,675	26,235	(124,423)	-	(32,513)	8,953,197
GENERAL FUND EXP: #101							
City Commission	109,610	-	4,700	(200)	-	4,500	114,110
City Manager	315,320	-	3,200	6,260	-	9,460	324,780
Legal Services	120,000	-	5,000	20,000	-	25,000	145,000
Finance Department	682,110	21,150	3,750	(158,155)	-	(133,255)	548,855
City Clerk	154,620	6,210	360	(1,300)	-	5,270	159,890
City Assessor	86,780	-	-	(500)	-	(500)	86,280
Management Information Services	269,895	-	-	8,800	-	8,800	278,695
Election Services	93,130	150	1,145	(14,575)	-	(13,280)	79,850
Cemetery	151,660	200	660	2,200	-	3,060	154,720
Police Department	3,841,410	-	650	(86,010)	-	(85,360)	3,776,050
Fire Department	1,029,150	(26,080)	1,340	140,500	-	115,760	1,144,930
MSD Administration	232,740	250	1,540	6,225	-	8,015	240,755
City Hall Maintenance	114,930	-	1,000	4,260	-	5,260	120,190
Parks & Public Property	178,950	250	580	(14,100)	-	(13,270)	163,880
MSD Yard Maintenance	72,880	55	7,500	980	-	8,535	81,415
Street Lighting	155,000	-	-	-	-	-	155,000
Miscellaneous MSD Services	3,360	-	100	20	-	120	3,480
Bathery Maintenance Expense	-	-	-	-	-	-	-
Special Events	174,300	2,350	5,500	(40,440)	-	(32,590)	141,710
Parking System	45,630	-	5,120	4,000	-	9,120	54,750
MSD Services - DDA	146,070	-	25,000	(1,000)	-	24,000	170,070
Other Functions	245,450	-	(32,000)	(13,000)	-	(45,000)	200,450
Capital Outlay	140,675	-	18,000	(1,500)	-	14,500	155,175
Debt Service	-	30,810	-	-	-	30,810	30,810
Tot. Gen'l Operating Expenditures	8,361,670	35,365	51,145	(117,635)	-	(31,025)	8,330,645
Transfers Out to Other Funds	395,935	-	(40,000)	125,000	-	85,000	480,935
Contingency	228,105	30,310	15,090	(131,888)	-	(86,488)	141,617
Total Expenditures	8,985,710	65,675	26,235	(124,423)	-	(32,513)	8,953,197

FUND DEPT./ACTIVITY	Approved Budget	1st Qtr. Amendments	2nd Qtr. Amendments	3rd Qtr. Amendments	4th Qtr. Amendments	Tot. All Amendments	Amended Budget
MAJOR ST FUND REV: #202							
Gas & Weight Taxes	602,280	-	-	(30,115)	-	(30,115)	572,145
Contrib & Other	10	2,990	7,000	-	-	9,990	10,000
Appropriation of Surplus	340,550	-	-	-	-	-	340,550
TOTAL REVENUE	942,820	2,990	7,000	(30,115)	-	(20,125)	922,695
MAJOR ST FUND EXP: #202							
Administration/Debt	10,840	2,740	1,560	1,730	-	6,030	16,870
Routine Maintenance	96,250	250	2,660	46,360	-	49,270	145,520
Stormwater System Maintenance	2,000	-	-	-	-	-	2,000
Traffic Signal Maintenance	85,860	-	100	11,420	-	11,520	97,380
Snow & Ice Control	94,240	-	10,480	(22,425)	-	(11,945)	82,295
Road Construction	332,500	-	(7,800)	(67,200)	-	(75,000)	257,500
Transfers Out to Other Funds	301,130	-	-	-	-	-	301,130
Contingency	20,000	-	-	-	-	-	20,000
TOTAL EXPENDITURES	942,820	2,990	7,000	(30,115)	-	(20,125)	922,695

**BUDGET ADJUSTMENT SUMMARY
THIRD QUARTER - FY 19-20**

FUND DEPT/ACTIVITY	Approved Budget	1st Qtr Amendments	2nd Qtr. Amendments	3rd Qtr. Amendments	4th Qtr. Amendments	Tot. All Amendments	Amended Budget
LOCAL ST FUND REV: #203							
Gas & Weight taxes	224,750	-	-	(11,240)	-	(11,240)	213,510
Contrib & Other	305,920	5,720	1,000	7,500	-	14,220	320,140
Appropriation of Surplus	11,110	-	133,680	-	-	133,680	144,790
TOTAL REVENUE	541,780	5,720	134,680	(3,740)	-	136,660	678,440
LOCAL ST FUND EXP: #203							
Administration/Debt	11,880	5,420	370	3,340	-	9,130	21,010
Routine Maintenance	117,280	300	4,090	3,000	-	7,390	124,670
Stormwater System Maintenance	1,000	-	-	-	-	-	1,000
Traffic Signal Maintenance	28,480	-	30	320	-	350	28,830
Snow & Ice Control	48,140	-	5,190	(3,400)	-	1,790	49,930
Road Construction	320,000	-	125,000	(7,000)	-	118,000	438,000
Contingency	15,000	-	-	-	-	-	15,000
TOTAL EXPENDITURES	541,780	5,720	134,680	(3,740)	-	136,660	678,440

FUND DEPT/ACTIVITY	Approved Budget	1st Qtr. Amendments	2nd Qtr. Amendments	3rd Qtr. Amendments	4th Qtr. Amendments	Tot. All Amendments	Amended Budget
RECREATION FUND REV: #208							
Cultural Center Revenues	570,000	2,000	4,000	(82,975)	-	(76,975)	493,025
Transfer from General Fund	200,000	-	15,000	125,000	-	140,000	340,000
Administrative Charges	50	950	500	-	-	1,450	1,500
Program Fees & Charges	351,100	-	(27,500)	(111,500)	-	(139,000)	212,100
Appropriation of Surplus	55,580	7,450	(11,600)	46,745	-	42,595	98,175
TOTAL REVENUE	1,176,730	10,400	(19,600)	(22,730)	-	(31,930)	1,144,800
RECREATION FUND EXP: #208							
Cultural Center & Administration	920,160	(10,000)	5,000	2,820	-	(2,180)	917,970
Basic Skills	8,200	-	1,800	300	-	2,100	10,300
Recreation Vending	1,000	-	-	-	-	-	1,000
Recreation Services	34,670	-	500	-	-	500	35,170
Adult Athletics	-	-	-	-	-	-	-
Youth Athletics	6,830	-	-	-	-	-	6,830
Miracle League	9,100	-	-	2,000	-	2,000	11,100
PCHA	10,420	19,200	-	(8,500)	-	10,700	21,120
PCHA - Mini Miles	7,250	-	100	(2,900)	-	(2,800)	4,450
MSD Services	9,460	1,200	-	(2,000)	-	(800)	8,660
Soccer	94,850	-	-	(7,000)	-	(7,000)	87,850
Liquor	4,520	-	-	350	-	350	4,870
Classes & Special Events	24,150	-	-	(7,800)	-	(7,800)	16,350
Therapeutic Program	1,000	-	-	-	-	-	1,000
Senior Programs-Classes	5,630	-	-	-	-	-	5,630
Plymouth-Canton Steelers	29,500	-	(27,000)	-	-	(27,000)	2,500
Capital Outlay	-	-	-	-	-	-	-
Contingency	10,000	-	-	-	-	-	10,000
TOTAL EXPENDITURES	1,176,730	10,400	(19,600)	(22,730)	-	(31,930)	1,144,800

FUND DEPT/ACTIVITY	Approved Budget	1st Qtr Amendments	2nd Qtr. Amendments	3rd Qtr. Amendments	4th Qtr. Amendments	Tot. All Amendments	Amended Budget
SOLID WASTE FUND REV: #226							
Property Taxes	1,007,410	20	-	-	-	20	1,007,430
Sales of Service	376,550	3,500	17,900	(400)	-	21,000	397,550
Transfer from General Fund	67,925	-	(55,000)	-	-	(55,000)	12,925
Appropriation of Surplus	-	-	-	-	-	-	-
TOTAL REVENUE	1,451,885	3,520	(37,100)	(400)	-	(33,980)	1,417,905
SOLID WASTE FUND EXP: #226							
Operating Expenses	1,426,885	2,150	(31,645)	(400)	-	(29,895)	1,396,990
Landfill Closure	-	-	-	-	-	-	-
Contingency	25,000	1,370	(5,455)	-	-	(4,085)	20,915
Transfers Out to Other Funds	-	-	-	-	-	-	-
TOTAL EXPENDITURES	1,451,885	3,520	(37,100)	(400)	-	(33,980)	1,417,905

BUDGET ADJUSTMENT SUMMARY
THIRD QUARTER - FY 19-20

FUND DEPT/ACTIVITY	Approved Budget	1st Qtr. Amendments	2nd Qtr. Amendments	3rd Qtr. Amendments	4th Qtr. Amendments	Tot. All Amendments	Amended Budget
PARKING FUND REV: #232							
Miscellaneous	10	-	-	35,590	-	35,590	35,600
Appropriation of Surplus	-	-	-	-	-	-	-
TOTAL REVENUE	10	-	-	35,590	-	35,590	35,600
PARKING FUND EXP: #232							
Contingency	10	-	-	35,590	-	35,590	35,600
Construction	-	-	-	-	-	-	-
TOTAL EXPENDITURES	10	-	-	35,590	-	35,590	35,600

FUND DEPT/ACTIVITY	Approved Budget	1st Qtr. Amendments	2nd Qtr. Amendments	3rd Qtr. Amendments	4th Qtr. Amendments	Tot. All Amendments	Amended Budget
DDA OPER FUND REV: #248							
Property Taxes-Non School	1,000,140	-	-	-	-	-	1,000,140
Program Fees & Other	115,650	-	-	(5,050)	-	(5,050)	110,600
Appropriation of Surplus	-	-	-	-	-	-	-
TOTAL REVENUES	1,115,790	-	-	(5,050)	-	(5,050)	1,110,740
DDA OPER FUND EXP: #248							
Administration	304,105	-	(18,900)	(5,075)	-	(23,975)	280,130
Police Services	32,960	-	-	25	-	25	32,985
Parking System	43,420	-	-	-	-	-	43,420
Saxton Parking Facility	30,000	-	-	-	-	-	30,000
DDA Marketing	73,200	-	-	-	-	-	73,200
Streetscape Maintenance	254,480	-	18,900	-	-	18,900	273,380
Capital Outlay	-	-	-	-	-	-	-
Contrib to DDA Debt Funds	228,710	-	-	-	-	-	228,710
Contrib to DDA Cap Imp Fund	25,000	-	-	-	-	-	25,000
Contingency	123,915	-	-	-	-	-	123,915
TOTAL EXPENDITURES	1,115,790	-	-	(5,050)	-	(5,050)	1,110,740

FUND DEPT/ACTIVITY	Approved Budget	1st Qtr. Amendments	2nd Qtr. Amendments	3rd Qtr. Amendments	4th Qtr. Amendments	Tot. All Amendments	Amended Budget
BLDG & ENGINEERING FD REV: #249							
Permit Fees	527,150	1,900	5,000	6,670	-	13,570	540,720
Contrib. & Other	33,350	1,950	18,500	1,000	-	21,450	54,800
Appropriation of Surplus	31,705	-	-	-	-	-	31,705
TOTAL REVENUES	592,205	3,850	23,500	7,670	-	35,020	627,225
BLDG & ENGINEERING FD EXP: #249							
Engineering/Inspections	582,205	3,850	800	7,670	-	12,320	594,525
Capital Outlay	-	-	-	-	-	-	-
Contingency	10,000	-	22,700	-	-	22,700	32,700
TOTAL EXPENDITURES	592,205	3,850	23,500	7,670	-	35,020	627,225

**BUDGET ADJUSTMENT SUMMARY
THIRD QUARTER - FY 19-20**

FUND DEPT/ACTIVITY	Approved Budget	1st Qtr Amendments	2nd Qtr. Amendments	3rd Qtr. Amendments	4th Qtr. Amendments	Tot. All Amendments	Amended Budget
NBHD SERVICES FUND REV: #252							
Miscellaneous	19,720	-	-	(3,680)	-	(3,680)	16,040
Transfer from General Fund	73,010	-	-	-	-	-	73,010
Appropriation of Surplus	-	-	-	-	-	-	-
TOTAL REVENUES	92,730	-	-	(3,680)	-	(3,680)	89,050
NBHD SERVICES FUND EXP: #252							
Administration	500	-	-	-	-	-	500
OVIDA Community Center	2,000	-	-	-	-	-	2,000
Senior Transportation	86,550	-	-	-	-	-	86,550
Contingency	3,680	-	-	(3,680)	-	(3,680)	-
TOTAL EXPENDITURES	92,730	-	-	(3,680)	-	(3,680)	89,050

FUND DEPT/ACTIVITY	Approved Budget	1st Qtr. Amendments	2nd Qtr. Amendments	3rd Qtr. Amendments	4th Qtr. Amendments	Tot. All Amendments	Amended Budget
DRUG LAW ENFORCEMENT FUND REV: #265							
Miscellaneous	2,810	-	-	-	-	-	2,810
Appropriation of Surplus	-	-	-	-	-	-	-
TOTAL REVENUES	2,810	-	-	-	-	-	2,810
DRUG LAW ENFORCEMENT FUND EXP: #265							
Police Department	400	-	-	1,390	-	1,390	1,790
Contingency	2,410	-	-	(1,390)	-	(1,390)	1,020
TOTAL EXPENDITURES	2,810	-	-	-	-	-	2,810

FUND DEPT/ACTIVITY	Approved Budget	1st Qtr Amendments	2nd Qtr. Amendments	3rd Qtr. Amendments	4th Qtr. Amendments	Tot. All Amendments	Amended Budget
OMNIBUS FORFEITURE FUND REV: #267							
Contrib. & Other	500	-	-	700	-	700	1,200
Appropriation of Surplus	1,300	-	-	200	-	200	1,500
TOTAL REVENUES	1,800	-	-	900	-	900	2,700
OMNIBUS FORFEITURE FUND EXP: #267							
Miscellaneous	1,800	-	-	900	-	900	2,700
Contingency	-	-	-	-	-	-	-
TOTAL EXPENDITURES	1,800	-	-	900	-	900	2,700

FUND DEPT/ACTIVITY	Approved Budget	1st Qtr Amendments	2nd Qtr. Amendments	3rd Qtr. Amendments	4th Qtr. Amendments	Tot. All Amendments	Amended Budget
2020 GO BD CONST FD REV: #496							
Contrib. & Other	-	-	-	6,391,294	-	6,391,294	6,391,294
Appropriation of Surplus	-	-	-	-	-	-	-
TOTAL REVENUES	-	-	-	6,391,294	-	6,391,294	6,391,294
2020 GO BD CONST FD EXP: #496							
Administration	-	-	-	137,500	-	137,500	137,500
Capital Outlay	-	-	-	484,500	-	484,500	484,500
Contingency	-	-	-	5,769,294	-	5,769,294	5,769,294
TOTAL EXPENDITURES	-	-	-	6,391,294	-	6,391,294	6,391,294

BUDGET ADJUSTMENT SUMMARY
THIRD QUARTER - FY 19-20

FUND DEPT/ACTIVITY	Approved Budget	1st Qtr Amendments	2nd Qtr. Amendments	3rd Qtr. Amendments	4th Qtr. Amendments	Tot. All Amendments	Amended Budget
WATER & SEWER CAPITAL IMPROVEMENT FUND REV: #560							
Contrib. & Other	250,400	-	-	-	-	-	250,400
Appropriation of Surplus	164,600	-	-	-	-	-	164,600
TOTAL REVENUES	415,000	-	-	-	-	-	415,000
WATER & SEWER CAPITAL IMPROVEMENT FUND EXP: #560							
Street Construction	415,000	-	-	-	-	-	415,000
Contrib. & Other	-	-	-	-	-	-	-
Contingency	-	-	-	-	-	-	-
TOTAL EXPENDITURES	415,000	-	-	-	-	-	415,000

FUND DEPT/ACTIVITY	Approved Budget	1st Qtr Amendments	2nd Qtr. Amendments	3rd Qtr. Amendments	4th Qtr. Amendments	Tot. All Amendments	Amended Budget
WATER/SEWER OPER FUND REV: #592							
Sales & Service Charges	5,356,845	10,000	241,700	(266,814)	-	(15,114)	5,341,731
Sale of Bonds	-	-	-	-	-	-	-
Appropriation of Surplus	61,385	-	-	-	-	-	61,385
TOTAL REVENUES	5,418,230	10,000	241,700	(266,814)	-	(15,114)	5,403,116
WATER/SEWER OPER FUND EXP: #592							
Administration	4,654,260	(42,300)	51,880	(115,920)	-	(106,560)	4,547,690
Trunk & Lateral	166,270	48,560	1,540	-	-	50,100	216,370
Mains Maintenance	207,230	3,740	640	(9,925)	-	(5,545)	201,685
Meter Maintenance	140,970	-	5,860	20,270	-	26,130	167,100
Service Maintenance	52,700	-	30	30	-	60	52,780
Hydrant Maintenance	46,810	-	8,195	3,670	-	11,865	58,675
Capital Outlay	-	-	-	-	-	-	-
Contingency	150,000	-	173,775	(164,939)	-	8,836	158,836
TOTAL EXPENDITURES	5,418,230	10,000	241,700	(266,814)	-	(15,114)	5,403,116

FUND DEPT/ACTIVITY	Approved Budget	1st Qtr Amendments	2nd Qtr. Amendments	3rd Qtr. Amendments	4th Qtr. Amendments	Tot. All Amendments	Amended Budget
EQUIPMENT FUND REV: #661							
Miscellaneous	797,735	2,800	-	-	-	2,800	800,535
Appropriation of Surplus	-	-	-	-	-	-	-
TOTAL REVENUES	797,735	2,800	-	-	-	2,800	800,535
EQUIPMENT FUND EXP: #661							
Miscellaneous	747,910	-	-	-	-	-	747,910
Contingency	49,825	2,800	-	-	-	2,800	52,625
TOTAL EXPENDITURES	797,735	2,800	-	-	-	2,800	800,535

**CITY OF PLYMOUTH
REVENUES, EXPENDITURES & CHANGES IN FUND EQUITY
UNAUDITED - YEAR ENDED JUNE 30, 2020
MARCH, 2020**

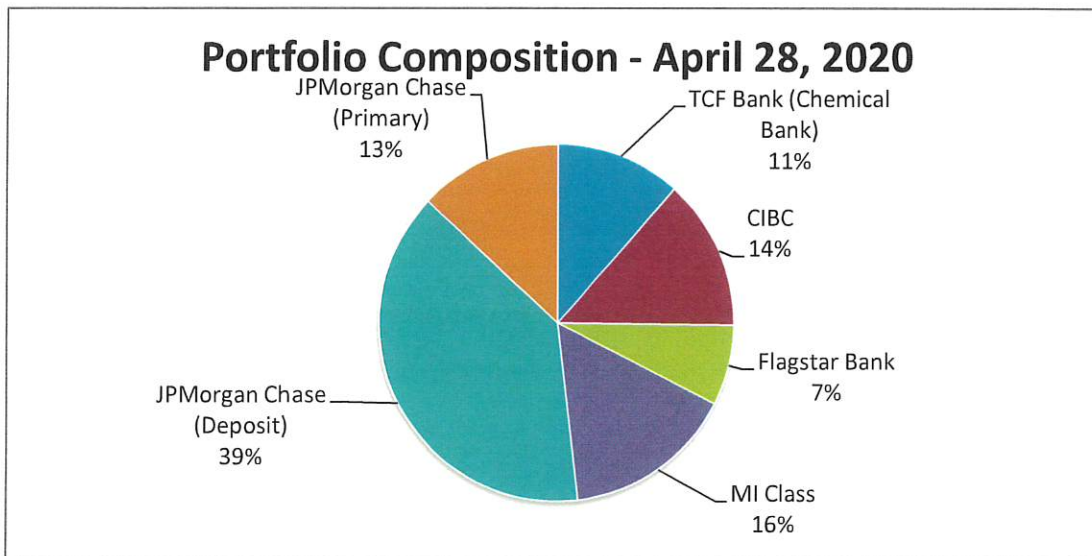
FUND #	FUND NAME	FUND BALANCE		-----FY 19-20-----		% EXP	19-20 AMENDED BUDGET	FUND BALANCE	
		6/30/2019	THRU 3/31/20	THRU 3/31/20	THRU 3/31/20			THRU 3/31/20	THRU 3/31/20
101	GENERAL FUND	1,983,201	8,068,104	5,749,741	63.34%	9,077,620	4,301,564		
202	MAJOR STREETS FUND	1,237,891	382,718	677,980	71.16%	952,810	942,629		
203	LOCAL STREETS FUND	191,318	394,931	571,104	83.72%	682,180	15,146		
208	RECREATION FUND	123,203	785,176	805,902	69.03%	1,167,530	102,478		
226	WASTE/RECYCLING FUND	912,639	1,304,559	851,406	60.03%	1,418,305	1,365,791		
248	DDA OPERATING FUND	309,685	1,089,758	765,257	68.58%	1,115,790	634,187		
249	BUILDING FUND	78,249	459,987	431,557	69.66%	619,555	106,679		
252	NEIGHBORHOOD SERVICES FUND	44,446	60,934	47,026	50.71%	92,730	58,354		
592	WATER/SEWER FUND	5,578,249	3,450,173	3,345,451	59.00%	5,669,930	5,682,971		
661	EQUIPMENT FUND	482,675	750,161	519,112	64.85%	800,535	713,724		
	TOTALS	10,941,557	16,746,501	13,764,536	63.73%	21,596,985	13,923,522		

**CITY OF PLYMOUTH
REVENUES, EXPENDITURES & CHANGES IN FUND EQUITY
AUDITED - YEAR ENDED JUNE 30, 2019
MARCH, 2019**

FUND #	FUND NAME	ESTM FUND BALANCE 6/30/2018	-----FY 18-19-----		% EXP	18-19 AMENDED BUDGET	FUND BALANCE THRU 3/31/2019
			REVENUES THRU 3/31/2019	EXPENDITURES THRU 3/31/2019			
101	GENERAL FUND	1,944,084	8,873,071	6,628,574	67.89%	9,763,090	4,188,582
202	MAJOR STREETS FUND	1,369,680	342,393	509,355	55.66%	915,160	1,202,718
203	LOCAL STREETS FUND	299,335	446,408	623,851	87.49%	713,090	121,893
208	RECREATION FUND	103,486	869,582	773,794	67.02%	1,154,540	199,275
226	WASTE/RECYCLING FUND	851,213	1,234,282	1,438,769	74.71%	1,925,780	646,726
248	DDA OPERATING FUND	348,342	935,811	820,004	67.22%	1,219,820	464,149
249	BUILDING FUND	212,092	332,170	406,966	69.32%	587,050	137,297
252	NEIGHBORHOOD SERVICES FUND	46,842	54,758	61,135	65.09%	93,930	40,466
592	WATERSEWER FUND	5,672,142	3,766,243	3,562,206	69.18%	5,149,095	5,876,178
661	EQUIPMENT FUND	402,716	578,470	513,993	64.39%	798,270	467,193
TOTALS		11,249,933	17,433,189	15,338,646	68.72%	22,319,825	13,344,476

City of Plymouth
 Summary - Cash, Securities & CD's
 April 28, 2020

Institution	Bauer Rating	% Invested	Amount
TCF Bank (Chemical Bank)	4	11%	\$ 2,500,000.00
CIBC	5	14%	\$ 3,000,000.00
Flagstar Bank	4	7%	\$ 1,600,000.00
MI Class	AAAm	16%	\$ 3,426,254.25
JPMorgan Chase (Deposit)	5	39%	\$ 8,481,284.52
JPMorgan Chase (Primary)	5	13%	\$ 2,845,596.50
		100%	\$ 21,853,135.27



**This report is in compliance with Public Act 20 quarterly investment reporting*

GL NUMBER	DESCRIPTION	YTD BALANCE 03/31/2019 NORM (ABNORM)	END BALANCE 06/30/2019 NORM (ABNORM)	2019-20 ORIGINAL BUDGET	2019-20 AMENDED BUDGET	YTD BALANCE 03/31/2020 NORM (ABNORM)	ACTIVITY FOR MONTH 03/31/20 INCR (DECR)	% BUDGET USED
Fund 101 - GENERAL FUND								
Revenues								
Dept 001 - PROPERTY TAXES								
101-001-403.000	CURRENT PROPERTY TAX/REAL	5,491,050.94	5,499,148.88	5,793,070.00	5,793,070.00	5,690,756.69	79,903.26	98.23
101-001-405.000	TAXES RECOVERED BY COUNTY	4,956.15	11,364.96	(20,000.00)	(20,000.00)	157.34	0.00	(0.79)
101-001-406.000	TAXES REINSTATED BY COUNTY	0.00	0.00	15,000.00	15,000.00	0.00	0.00	0.00
101-001-408.000	PRIOR YEAR TAX REFUNDS	0.00	0.00	(5,000.00)	(5,000.00)	114.79	0.00	(2.30)
101-001-409.000	PERSONAL PROPERTY TAX REPL RE	0.00	0.00	14,200.00	14,200.00	0.00	0.00	0.00
101-001-410.000	PAYMENT IN LIEU OF PROP TAX	0.00	36,086.79	35,000.00	35,000.00	37,338.69	0.00	106.68
101-001-420.000	UNCOLLECTABLE TAXES/REAL-PERS	0.00	0.00	(2,500.00)	(2,500.00)	0.00	0.00	0.00
101-001-437.000	CURRENT PROP TAX/CFT-LEFT	6,646.57	6,646.57	5,980.00	5,980.00	6,006.14	0.00	100.44
101-001-445.000	PENALTIES & INTEREST	10,524.79	20,694.68	32,000.00	32,000.00	14,229.89	14,204.76	44.47
101-001-447.000	PROPERTY TAX ADMINISTRATION F	261,271.80	263,334.99	280,520.00	280,520.00	275,433.15	12,400.15	98.19
Total Dept 001 - PROPERTY TAXES								
		5,774,450.25	5,837,276.87	6,148,270.00	6,148,270.00	6,024,036.69	106,508.17	97.98
Dept 002 - LICENSES & PERMITS								
PERMITS/NON-BUSINESS LICENSE								
101-002-476.000	GOING OUT OF BUSINESS	2,902.00	4,172.00	5,000.00	5,000.00	3,075.00	105.00	61.50
101-002-476.100		0.00	0.00	100.00	100.00	0.00	0.00	0.00
Total Dept 002 - LICENSES & PERMITS								
		2,902.00	4,172.00	5,100.00	5,100.00	3,075.00	105.00	60.29
Dept 003 - FEDERAL GRANTS								
STATE/FEDERAL GRANTS								
101-003-531.000	FEDERAL GRANTS - CDBG	0.00	0.00	1,000.00	1,000.00	0.00	0.00	0.00
101-003-532.000		0.00	0.00	29,560.00	29,560.00	0.00	0.00	0.00
Total Dept 003 - FEDERAL GRANTS								
		0.00	0.00	30,560.00	30,560.00	0.00	0.00	0.00
Dept 004 - STATE SHARED REVENUES								
LOCAL COMMUNITY STABILIZATION								
101-004-573.000	ST SHARED REV/SALES TAX-CONST	115,412.47	162,049.12	118,000.00	118,000.00	117,662.25	0.00	99.71
101-004-576.100	CYTRS/(EVIP) INCENTIVE PAYMEN	540,713.00	784,397.00	816,157.00	816,157.00	563,479.00	135,749.00	69.04
101-004-576.300	EVIP SUPPLEMENTAL	81,080.00	121,620.00	130,990.00	130,990.00	86,252.00	21,994.00	65.85
101-004-576.350	ST SHARED REV/LIQUOR LICENSE	4,927.00	7,385.00	1,233.00	1,233.00	1,233.00	0.00	100.00
101-004-579.000		363.35	15,017.55	13,000.00	13,000.00	41.25	0.00	0.32
Total Dept 004 - STATE SHARED REVENUES								
		742,495.82	1,090,468.67	1,079,380.00	1,079,380.00	768,667.50	157,743.00	71.21
Dept 005 - CHARGES FOR SERVICES								
CHARGES FOR SVCS/WATER FUND								
101-005-583.000	CHARGES FOR SVCS/EQUIP FUND	168,457.50	224,610.00	232,000.00	232,000.00	173,999.97	19,333.33	75.00
101-005-584.000	CHARGES FOR SVCS/SOLID WASTE	40,979.97	54,639.96	56,280.00	56,280.00	42,210.00	5,373.35	75.00
101-005-585.000	CHARGES FOR SVCS/BUILDING FUN	123,607.53	164,810.04	169,750.00	169,750.00	127,312.47	14,145.83	75.00
101-005-585.500	CHARGES FOR SVCS/REC FUND	32,782.50	43,710.00	45,000.00	45,000.00	33,750.00	3,750.00	75.00
101-005-587.000	CHARGES FOR SVCS/COURT	10,950.03	14,600.04	14,600.00	14,600.00	10,950.03	1,216.67	75.00
101-005-588.000	CHARGES FOR SVCS/DDA-ADMIN	0.00	0.00	1,200.00	1,200.00	0.00	0.00	0.00
101-005-589.000	CHARGES FOR SVCS/DDA-MSD	43,447.50	57,930.00	59,670.00	59,670.00	44,752.50	4,972.50	75.00
101-005-589.500	CHARGES FOR SVCS/DDA-PARKING	95,137.47	126,849.96	130,660.00	130,660.00	97,994.97	10,888.33	75.00
101-005-590.000	CHARGES FOR SVCS/DMS-HOUS COM	29,070.00	38,760.00	39,920.00	39,920.00	29,940.03	3,326.67	75.00
101-005-590.750	CHARGES FOR SVCS/HOUS P/R FEE	15,450.03	20,600.04	20,600.00	20,600.00	15,450.03	1,716.67	75.00
101-005-591.000	CHARGES FOR SVCS/OTHER COMM	11,587.50	15,450.00	15,450.00	15,450.00	11,587.50	1,287.50	75.00
101-005-592.000	CHARGES FOR SVCS/BROWNFIELD	5,038.36	6,804.15	0.00	0.00	3,037.89	1,725.68	303.79
101-005-592.000		2,684.54	2,684.54	2,790.00	2,790.00	2,755.65	2,755.65	98.77
Total Dept 005 - CHARGES FOR SERVICES								
		579,192.93	771,448.73	787,920.00	788,920.00	593,741.04	70,492.18	75.26

GL NUMBER	DESCRIPTION	PERIOD ENDING 03/31/2020				YTD BALANCE 03/31/2020	ACTIVITY FOR MONTH 03/31/20	% BDET USED
		YTD BALANCE 03/31/2019	END BALANCE 06/30/2019	2019-20 ORIGINAL BUDGET	2019-20 AMENDED BUDGET			

Fund 101 - GENERAL FUND							
Revenues							
Dept 006 - CEMETERY REVENUES							
101-006-633.000	FOUNDATIONS	4,128.12	7,754.61	10,000.00	10,000.00	3,420.00	555.00
101-006-634.000	GRAVE OPENINGS & CLOSING	49,530.00	69,305.00	65,000.00	65,000.00	51,670.00	6,635.00
101-006-643.000	CEMETERY LOT SALES	19,675.00	24,550.00	45,000.00	45,000.00	37,512.50	5,400.00
101-006-644.000	CRYPT SALES	43,850.00	50,200.00	30,000.00	30,000.00	28,250.00	10,525.00
101-006-649.000	CEMETERY MISC/TRANSFERS	1,990.00	1,990.00	2,500.00	2,500.00	2,143.38	471.89
Total Dept 006 - CEMETERY REVENUES		119,173.12	153,799.61	152,500.00	152,500.00	122,995.88	23,586.89

Dept 007 - PARKING REVENUES							
101-007-656.000	PARKING FEES/CENTRAL	21,661.80	32,061.80	24,000.00	24,000.00	10,802.68	134.00
101-007-656.100	PARKING FEES/EAST CENTRAL	10.00	10.00	200.00	200.00	0.00	0.00
101-007-657.000	PERMIT PARKING	1,200.00	3,530.00	5,000.00	5,000.00	780.00	0.00
101-007-658.000	PARKING FINES	18,260.00	23,110.00	19,000.00	19,000.00	10,017.00	660.00
101-007-658.500	PARKING FINES - DDA	16,292.90	21,736.90	40,000.00	40,000.00	26,981.00	3,415.00
Total Dept 007 - PARKING REVENUES		57,424.70	80,448.70	88,200.00	88,200.00	48,580.68	4,209.00

Dept 008 - OTHER REVENUE							
101-008-628.000	POLICE DEPARTMENT REVENUES	4,097.84	5,749.61	5,000.00	5,000.00	4,462.18	342.27
101-008-628.200	CITY PORTION/OFFENDER REG	0.00	0.00	250.00	250.00	200.00	0.00
101-008-628.250	EMER 911 REVENUES	35,187.92	47,920.75	45,000.00	45,000.00	23,322.71	0.00
101-008-628.300	ACT 302 TRAINING FUNDS	1,594.10	2,581.35	3,000.00	3,000.00	1,341.75	0.00
101-008-628.500	FALSE ALARM FEES	5,600.00	8,700.00	16,000.00	16,000.00	10,650.00	100.00
101-008-628.600	PBT TEST (BREATHLIZER)	465.00	625.00	3,000.00	3,000.00	235.00	10.00
101-008-628.700	LRG FILING FEES	4,841.25	5,241.25	2,000.00	2,000.00	2,210.00	500.00
101-008-628.900	BOND PROCESSING FEE	20.00	70.00	0.00	0.00	130.00	0.00
101-008-630.000	OVERHEAD ON WORK ORDERS	0.00	0.00	1,000.00	1,000.00	2,030.20	0.00
101-008-647.000	DISTRICT COURT REVENUE	29,649.65	38,599.63	8,000.00	8,000.00	8,000.00	0.00
101-008-647.500	DISTRICT COURT-DUI REIMB	0.00	2,602.10	5,500.00	5,500.00	0.00	0.00
101-008-647.600	JUROR COMPENSATION RETURNS	228.70	228.70	150.00	150.00	225.00	0.00
101-008-659.000	ORDINANCE VIOLATIONS/CITATION	546.50	546.50	0.00	0.00	211.80	0.00
101-008-665.000	TOWING FINES AND FEES	0.00	0.00	1,500.00	1,500.00	0.00	0.00
101-008-665.000	INTEREST ON INVESTMENTS	23,040.80	74,023.72	50.00	25,000.00	28,420.13	9,706.66
101-008-668.000	ROYALTIES/CABLE TV	107,825.34	213,830.61	220,000.00	220,000.00	99,324.86	0.00
101-008-668.300	CABLE TV/PEG FEES	13,712.43	22,282.86	32,000.00	32,000.00	12,743.52	0.00
101-008-668.500	METRO ACT R.O.W. REIMBURSEMENT	0.00	27,612.95	24,000.00	24,000.00	0.00	0.00
101-008-672.218	2018 SIDEWALK SPECIAL ASSMNTS	(4,165.20)	(4,165.20)	0.00	0.00	0.00	0.00
101-008-672.219	2019 SIDEWALK SPECIAL ASSMNTS	26,554.00	22,108.20	0.00	54,500.00	54,492.55	0.00
101-008-672.220	CONTRIBUTIONS / ADOPT-A-PARK	0.00	0.00	0.00	40,000.00	0.00	0.00
101-008-675.007	CONTRIBUTION FROM BUDGET STAB	1,000.00	1,000.00	0.00	0.00	0.00	0.00
101-008-675.102	CONTRIBUTION FR WASTE/RECYC	550,000.00	550,000.00	0.00	0.00	0.00	0.00
101-008-680.000	OTHER INCOME	9,589.71	11,367.33	0.00	8,500.00	9,859.13	0.00
101-008-680.200	MISC/FIRE DEPT SHIRT SALES	3,236.24	3,236.24	0.00	1,225.00	1,224.00	0.00
101-008-681.000	EXPENSE REIMBURSEMENTS	1,514.50	1,613.85	0.00	500.00	875.00	0.00
101-008-685.000	INSURANCE PROCEEDS	0.00	0.00	1,000.00	1,000.00	610.80	0.00
101-008-687.000	PASSPORT PROCESSING FEE	16,520.00	21,980.00	25,000.00	25,000.00	14,220.00	420.00
101-008-690.000	REIMBURSEMENT/SPEC ELECTIONS	0.00	0.00	700.00	700.00	0.00	0.00
101-008-691.000	REIMBURSEMENT/GEOTHERMAL CAP	72,434.97	96,579.96	96,580.00	96,580.00	72,434.97	8,048.33
101-008-694.200	INS PREM/RETIREES & OTHERS	(9,622.97)	(12,756.40)	(16,000.00)	(16,000.00)	(6,267.00)	0.00
101-008-694.300	SPECIAL EVENTS INCOME	141,901.00	179,511.20	180,000.00	180,000.00	173,366.98	1,428.73
101-008-698.000	SUNDRY (CASH OVER/SHORT)	(11.59)	(35.63)	50.00	50.00	81.68	0.00

GL NUMBER	DESCRIPTION	YTD BALANCE 03/31/2019 NORM (ABNORM)	END BALANCE 06/30/2019 NORM (ABNORM)	2019-20 ORIGINAL BUDGET	2019-20 AMENDED BUDGET	YTD BALANCE 03/31/2020 NORM (ABNORM)	ACTIVITY FOR MONTH 03/31/20 INCR (DECR)	% BDET USED
Fund 101 - GENERAL FUND								
Revenues								
Total Dept 008 - OTHER REVENUE		1,585,560.26	1,321,054.58	693,780.00	784,650.00	506,180.26	21,503.84	64.51
Dept 009 - TRANSFERS IN OTHER SOURCES								
101-009-675.711	CONTRIBUTION FR CEMETERY FUND	11,872.35	19,752.22	0.00	0.00	826.77	14.54	100.00
Total Dept 009 - TRANSFERS IN OTHER SOURCES		11,872.35	19,752.22	0.00	0.00	826.77	14.54	100.00
TOTAL REVENUES		8,973,071.43	9,278,421.38	8,985,710.00	9,077,620.00	8,068,103.82	384,162.62	88.88
Expenditures								
Dept 101 - CITY COMMISSION								
101-101-706.000	SALARY & WAGES/ FULL TIME	2,639.52	3,906.16	4,450.00	4,450.00	2,874.94	261.66	64.61
101-101-707.000	SALARY & WAGES/TEMP-SEASONAL	470.57	631.75	1,210.00	1,210.00	223.16	74.39	18.44
101-101-709.000	SALARY & WAGES/OVERTIME	0.00	67.23	300.00	300.00	0.00	0.00	0.00
101-101-721.000	FRINGE BENEFITS	253.73	360.67	450.00	450.00	237.87	25.99	52.86
101-101-727.000	OFFICE SUPPLIES	0.00	0.00	100.00	100.00	0.00	0.00	0.00
101-101-728.000	POSTAGE	29.15	639.15	500.00	500.00	441.35	0.00	88.27
101-101-740.000	OPERATING SUPPLIES	1,544.87	1,863.90	1,500.00	1,500.00	2,182.67	0.00	145.51
101-101-818.000	CONTRACTUAL SERVICES	46,626.69	51,811.69	34,000.00	34,000.00	9,427.85	722.00	27.73
101-101-818.211	CONT SVCS/ADDING	32,000.00	32,000.00	34,000.00	34,000.00	32,000.00	0.00	94.12
101-101-818.410	CONN SVCS/ADVERTISING PROMOTION	161.84	161.84	500.00	500.00	0.00	0.00	0.00
101-101-850.000	COMMUNICATIONS	0.00	0.00	300.00	300.00	0.00	0.00	0.00
101-101-864.000	CONFERENCES & MEETINGS	2,007.84	1,703.60	4,000.00	4,000.00	1,195.96	95.39	29.90
101-101-865.000	PUBLIC RELATIONS EXPENSE	5,071.92	5,870.13	5,500.00	5,500.00	3,581.43	0.00	65.12
101-101-900.000	EQUIPMENT & PUBLISHING	2,148.21	3,398.46	2,500.00	6,200.00	6,664.62	509.61	107.49
101-101-940.000	EQUIPMENT RENTAL - FORCE ACCT	138.23	138.23	300.00	300.00	0.00	0.00	0.00
101-101-956.000	MISCELLANEOUS	1,042.26	1,508.82	1,000.00	1,000.00	366.07	308.49	36.61
101-101-957.000	TRAINING EXPENSES	6,091.72	7,630.56	7,000.00	8,000.00	7,963.89	0.00	99.55
101-101-958.000	MEMBERSHIPS & DUES	5,128.00	10,192.00	12,000.00	12,000.00	3,932.00	0.00	32.77
Total Dept 101 - CITY COMMISSION		105,354.55	121,884.19	109,610.00	114,310.00	71,091.81	1,997.53	62.19
Dept 172 - CITY MANAGER								
101-172-706.000	SALARY & WAGES/ FULL TIME	123,979.60	174,275.20	183,000.00	183,000.00	126,432.41	13,672.00	69.09
101-172-706.050	SALARY & WAGES/PART TIME	0.00	0.00	11,770.00	11,770.00	0.00	0.00	0.00
101-172-706.100	SALARY & WAGES/STOCK	0.00	5,372.16	5,140.00	5,140.00	1,072.59	0.00	20.87
101-172-706.150	SALARY & WAGES/IN-LIEU HEALTH	1,271.97	3,325.08	1,860.00	1,860.00	0.00	0.00	0.00
101-172-706.300	SALARY & WAGES/LONGEVITY	1,000.00	1,000.00	1,000.00	1,000.00	1,000.00	0.00	100.00
101-172-706.600	SALARY & WAGES/VACATION PAYOF	0.00	4,476.80	4,570.00	4,570.00	0.00	0.00	0.00
101-172-707.000	SALARY & WAGES/TEMP-SEASONAL	14,268.59	20,194.87	4,800.00	8,000.00	9,964.70	1,000.00	124.56
101-172-709.000	SALARY & WAGES/OVERTIME	0.00	0.00	90.00	90.00	723.44	723.44	803.82
101-172-721.000	FRINGE BENEFITS	45,691.12	53,461.59	63,270.00	63,270.00	42,492.29	4,705.39	67.16
101-172-721.500	POST RETIREMENT BENEFITS	6,816.52	22,607.14	17,770.00	17,770.00	11,081.97	1,231.33	62.36
101-172-727.000	OFFICE SUPPLIES	0.00	100.05	400.00	400.00	0.00	0.00	0.00
101-172-728.000	POSTAGE	246.35	299.76	250.00	250.00	80.19	0.00	32.08
101-172-740.000	OPERATING SUPPLIES	3,251.06	5,960.39	4,200.00	4,200.00	4,120.83	550.76	98.12
101-172-818.000	CONTRACTUAL SERVICES	1,284.50	1,284.50	1,800.00	1,800.00	120.00	0.00	6.67
101-172-850.000	COMMUNICATIONS	1,596.79	2,103.89	2,600.00	2,600.00	641.84	82.97	24.69
101-172-860.000	TRANSPORTATION	211.51	306.63	1,000.00	1,000.00	604.97	112.18	60.50
101-172-864.000	CONFERENCES & MEETINGS	1,026.26	1,026.26	2,100.00	2,100.00	0.00	0.00	0.00
101-172-900.000	PRINTING & PUBLISHING	40.90	40.90	800.00	800.00	28.00	0.00	3.50
101-172-925.000	SUBSCRIPTIONS & PUBLICATIONS	99.00	99.00	200.00	200.00	0.00	0.00	0.00
101-172-930.000	REPAIRS & MAINTENANCE	0.00	0.00	300.00	300.00	0.00	0.00	0.00

User: JOHN
 DB: Plymouth
 PERIOD ENDING 03/31/2020

GL NUMBER	DESCRIPTION	YTD BALANCE 03/31/2019 NORM (ABNORM)	END BALANCE 06/30/2019 NORM (ABNORM)	2019-20 ORIGINAL BUDGET	2019-20 AMENDED BUDGET	YTD BALANCE 03/31/2020 NORM (ABNORM)	ACTIVITY FOR MONTH 03/31/20 INCR (DECR)	% BUDGET USED
-----------	-------------	--	--	-------------------------------	---------------------------	--	---	---------------------

Fund 101 - GENERAL FUND								
Expenditures								
101-172-940.000	EQUIPMENT RENTAL - FORCE ACCT	520.01	690.02	800.00	800.00	453.36	0.00	56.67
101-172-956.000	MISCELLANEOUS	1,053.77	1,432.58	1,600.00	1,600.00	1,987.18	75.00	124.20
101-172-957.000	TRAINING EXPENSES	1,455.12	1,502.05	5,000.00	5,000.00	579.25	0.00	11.59
101-172-958.000	MEMBERSHIPS & DUES	484.00	1,662.00	1,000.00	1,000.00	235.00	0.00	23.50
Total Dept 172 - CITY MANAGER		204,297.07	301,220.87	315,320.00	318,520.00	201,618.02	22,153.07	63.30

Dept 210 - LEGAL SERVICES								
101-210-818.100	CONT SVCS/CITY ATTY - RETAINE	21,700.00	37,200.00	40,000.00	40,000.00	24,800.00	3,100.00	62.00
101-210-818.110	CONT SVCS/PROSECUTION RETAINE	33,500.00	45,600.00	46,000.00	46,000.00	26,600.00	0.00	57.83
101-210-818.150	CONT SVCS/CITY ATTY - SPECIAL	14,505.50	15,718.00	15,000.00	20,000.00	27,115.00	5,665.00	135.58
101-210-818.165	CONT SVCS/CITY ATTY-BROWNFEL	3,365.00	3,797.50	4,500.00	4,500.00	4,402.50	0.00	8.94
101-210-818.170	CONT SVCS/PROPERTY TAX APPEAL	7,925.05	8,522.69	10,000.00	10,000.00	9,459.65	2,965.43	94.60
101-210-818.200	CONT SVCS/LABOR ATTORNEY	2,100.00	2,170.00	3,500.00	3,500.00	1,899.82	60.00	54.28
101-210-900.000	PRINTING & PUBLISHING	0.00	0.00	500.00	500.00	0.00	0.00	0.00
101-210-956.000	MISCELLANEOUS	0.00	0.00	500.00	500.00	0.00	0.00	0.00
Total Dept 210 - LEGAL SERVICES		81,095.55	113,008.19	120,000.00	125,000.00	90,276.97	11,790.43	72.22

Dept 212 - FINANCE DEPARTMENT								
101-212-706.000	SALARY & WAGES/ FULL TIME	164,466.05	200,532.42	300,620.00	300,620.00	78,860.31	8,530.87	26.23
101-212-706.050	SALARY & WAGES/PART TIME	27,408.31	40,052.75	68,470.00	68,470.00	35,689.14	5,890.54	52.12
101-212-706.100	SALARY & WAGES/SICK	6,409.71	11,366.07	8,950.00	8,950.00	0.00	0.00	0.00
101-212-706.300	SALARY & WAGES/LONGEVITY	2,483.33	3,149.97	1,500.00	1,500.00	425.00	0.00	28.33
101-212-706.600	SALARY & WAGES/VACATION PAYOUT	0.00	17,756.12	10,510.00	10,510.00	0.00	0.00	0.00
101-212-707.000	SALARY & WAGES/TEMP-SEASONAL	40,505.36	59,157.24	49,540.00	49,540.00	53,298.87	4,488.74	107.59
101-212-709.000	SALARY & WAGES/OVERTIME	305.63	455.63	220.00	220.00	191.25	0.00	86.93
101-212-721.000	FRINGE BENEFITS	62,771.11	99,552.22	172,420.00	172,420.00	59,581.52	6,826.02	34.56
101-212-721.500	POST RETIREMENT BENEFITS	47,012.15	52,742.53	46,430.00	46,430.00	29,441.25	3,271.25	63.41
101-212-725.500	MEAL ALLOWANCE	32.00	110.20	0.00	0.00	16.00	16.00	100.00
101-212-727.000	OFFICE SUPPLIES	2,083.24	3,199.61	2,000.00	2,000.00	1,904.31	289.76	95.22
101-212-728.000	POSTAGE	1,874.35	1,937.61	6,000.00	6,000.00	4,673.36	0.00	77.89
101-212-740.000	OPERATING SUPPLIES	1,245.65	2,108.24	3,750.00	3,750.00	1,641.49	216.00	43.77
101-212-818.000	CONTRACTUAL SERVICES	1,846.62	1,886.62	1,200.00	1,200.00	3,285.82	0.00	93.88
101-212-818.213	CONT SVCS/ASSESSING	44.00	44.00	0.00	0.00	0.00	0.00	0.00
101-212-850.000	COMMUNICATIONS	0.00	103.04	0.00	0.00	676.69	0.00	79.61
101-212-860.000	TRANSPORTATION	554.97	876.29	750.00	750.00	1,000.00	0.00	87.75
101-212-864.000	CONFERENCES & MEETINGS	1,553.20	1,568.20	2,750.00	2,750.00	1,476.75	0.00	53.70
101-212-865.000	PUBLIC RELATIONS EXPENSE	764.52	1,375.84	1,250.00	1,250.00	2,222.00	140.00	98.76
101-212-900.000	PRINTING & PUBLISHING	2,349.84	3,234.23	2,500.00	3,000.00	2,509.49	0.00	83.65
101-212-925.000	SUBSCRIPTIONS & PUBLICATIONS	0.00	59.00	0.00	0.00	0.00	0.00	0.00
101-212-930.000	REPAIRS & MAINTENANCE	0.00	0.00	100.00	100.00	0.00	0.00	0.00
101-212-938.000	EQUIPMENT LEASE EXPENSE	77.00	77.00	150.00	150.00	0.00	0.00	0.00
101-212-940.000	EQUIPMENT RENTAL - FORCE ACCT	6,150.01	11,300.02	2,000.00	2,000.00	13,733.36	0.00	68.67
101-212-957.000	TRAINING EXPENSES	1,129.86	4,371.52	500.00	500.00	1,498.25	0.00	74.91
101-212-958.000	MEMBERSHIPS & DUES	801.67	801.67	500.00	500.00	854.00	0.00	85.40
Total Dept 212 - FINANCE DEPARTMENT		371,868.58	517,818.04	682,110.00	707,010.00	292,856.36	29,720.91	41.42

Dept 215 - CITY CLERK/ELECTIONS								
101-215-706.000	SALARY & WAGES/ FULL TIME	55,591.75	78,103.77	69,320.00	69,320.00	56,565.80	6,209.61	81.60
101-215-706.050	SALARY & WAGES/PART TIME	16,155.40	21,164.08	5,880.00	5,880.00	4,955.96	0.00	84.29
101-215-706.100	SALARY & WAGES/SICK	0.00	3,582.72	2,920.00	2,920.00	0.00	0.00	0.00

User: JOHN
DB: Plymouth

GL NUMBER	DESCRIPTION	PERIOD ENDING 03/31/2020				ACTIVITY FOR MONTH 03/31/20	% BDRG USED
		YTD BALANCE 03/31/2019	END BALANCE 06/30/2019	2019-20 ORIGINAL BUDGET	2019-20 AMENDED BUDGET		

Fund 101 - GENERAL FUND							
Expenditures							
101-215-706.600	SALARY & WAGES/LONGEVITY	1,000.00	1,000.00	850.00	1,000.00	1,000.00	0.00
101-215-706.300	SALARY & WAGES/VACATION PAYO	0.00	1,492.80	2,590.00	2,590.00	0.00	0.00
101-215-707.000	SALARY & WAGES/TEMP-SEASONAL	14,641.53	15,015.78	4,400.00	4,400.00	592.77	106.08
101-215-709.000	SALARY & WAGES/OVERTIME	2,055.63	2,055.63	520.00	520.00	446.25	85.82
101-215-721.000	FRINGE BENEFITS	10,384.69	36,973.02	40,150.00	40,150.00	29,826.23	74.29
101-215-721.500	POST RETIREMENT BENEFITS	22,912.00	21,698.51	11,100.00	11,100.00	9,420.75	1,046.75
101-215-725.500	MEAL ALLOWANCE	40.00	40.00	25.00	25.00	24.00	24.00
101-215-727.000	OFFICE SUPPLIES	59.31	59.31	200.00	200.00	162.32	81.16
101-215-728.000	POSTAGE	343.05	396.46	2,775.00	2,775.00	214.28	7.72
101-215-740.000	OPERATING SUPPLIES	1,908.05	2,343.93	2,500.00	2,500.00	1,603.22	48.98
101-215-818.000	CONTRACTUAL SERVICES	1,978.15	3,148.15	4,790.00	4,790.00	0.00	0.00
101-215-864.000	TRANSPORTATION	128.51	337.31	250.00	250.00	32.62	0.00
101-215-864.000	CONFERENCES & MEETINGS	0.00	20.00	0.00	0.00	0.00	0.00
101-215-900.000	PRINTING & PUBLISHING	1,930.79	1,930.79	2,500.00	2,500.00	1,961.50	78.46
101-215-925.000	SUBSCRIPTIONS & PUBLICATIONS	200.00	200.00	750.00	750.00	199.00	26.53
101-215-940.000	EQUIPMENT RENTAL - FORCE ACCT	2,445.00	4,268.04	1,290.00	1,290.00	4,837.43	64.50
101-215-956.000	MISCELLANEOUS	0.00	26.31	20.00	20.00	10.00	0.00
101-215-957.000	TRAINING EXPENSES	182.01	1,679.65	1,500.00	1,500.00	446.25	29.75
101-215-958.000	MEMBERSHIPS & DUES	1,346.00	1,503.42	290.00	290.00	1,500.00	300.10
Total Dept 215 - CITY CLERK/ELECTIONS		133,301.87	197,039.68	154,620.00	161,190.00	113,798.88	11,852.67

Dept 257 - CITY ASSESSOR							
101-257-725.000	EMPLOYEE TESTING & LICENSING	70.00	70.00	180.00	180.00	0.00	0.00
101-257-727.000	OFFICE SUPPLIES	0.00	0.00	2,500.00	2,500.00	0.00	0.00
101-257-728.000	POSTAGE	2,726.07	2,726.07	8,000.00	8,000.00	93.44	1.17
101-257-818.000	CONTRACTUAL SERVICES	0.00	0.00	1,500.00	1,500.00	0.00	0.00
101-257-818.213	COMP SVCS/ASSESSING	45,110.25	56,605.09	60,000.00	60,000.00	52,673.05	10,365.16
101-257-860.000	TRANSPORTATION	0.00	0.00	850.00	850.00	0.00	0.00
101-257-864.000	CONFERENCES & MEETINGS	0.00	0.00	3,250.00	3,250.00	0.00	0.00
101-257-900.000	PRINTING & PUBLISHING	125.33	230.66	4,000.00	4,000.00	217.20	217.20
101-257-925.000	SUBSCRIPTIONS & PUBLICATIONS	1,002.64	1,127.97	1,500.00	1,500.00	1,253.30	83.55
101-257-940.000	EQUIPMENT RENTAL - FORCE ACCT	0.00	0.00	3,000.00	3,000.00	0.00	0.00
101-257-957.000	TRAINING EXPENSES	0.00	0.00	1,000.00	1,000.00	0.00	0.00
101-257-958.000	MEMBERSHIPS & DUES	0.00	55.00	1,000.00	1,000.00	0.00	0.00
Total Dept 257 - CITY ASSESSOR		49,034.29	60,834.79	86,780.00	86,780.00	54,236.99	10,833.02

Dept 258 - MGMT INFORMATION SERVICES							
101-258-706.000	SALARY & WAGES/ FULL TIME	74,103.60	104,165.60	109,420.00	109,420.00	75,563.60	8,171.20
101-258-706.100	SALARY & WAGES/SICK	0.00	4,806.72	4,600.00	4,600.00	0.00	0.00
101-258-706.300	SALARY & WAGES/LONGEVITY	1,000.00	1,000.00	1,000.00	1,000.00	1,000.00	100.00
101-258-706.600	SALARY & WAGES/VACATION PAVOF	0.00	4,005.60	4,090.00	4,090.00	0.00	0.00
101-258-721.000	FRINGE BENEFITS	24,539.03	41,639.64	53,410.00	53,410.00	32,980.58	61.75
101-258-721.500	POST RETIREMENT BENEFITS	19,895.37	22,968.55	15,100.00	15,100.00	10,402.47	1,155.83
101-258-727.000	OFFICE SUPPLIES	0.00	126.97	150.00	150.00	0.00	0.00
101-258-728.000	POSTAGE	348.97	348.97	125.00	125.00	22.00	17.60
101-258-740.000	OPERATING SUPPLIES	3,276.20	5,767.85	3,200.00	3,200.00	3,897.11	85.78
101-258-750.000	OPERATING SUPPLIES/SOFTWARE	27,617.78	35,361.11	32,000.00	32,000.00	38,279.27	119.62
101-258-818.000	CONTRACTUAL SERVICES	23,205.50	30,799.56	35,000.00	35,000.00	26,064.48	74.47
101-258-850.000	COMMUNICATIONS	12.15	12.15	100.00	100.00	0.00	0.00
101-258-860.000	TRANSPORTATION	0.00	29.93	300.00	300.00	60.84	20.28
101-258-864.000	CONFERENCES & MEETINGS	0.00	0.00	1,000.00	1,000.00	0.00	0.00
101-258-940.000	EQUIPMENT RENTAL - FORCE ACCT	237.49	299.98	400.00	400.00	166.64	41.66

PERIOD ENDING 03/31/2020

GL NUMBER	DESCRIPTION	YTD BALANCE 03/31/2019	END BALANCE 06/30/2019	2019-20 ORIGINAL BUDGET	2019-20 AMENDED BUDGET	YTD BALANCE 03/31/2020	ACTIVITY FOR MONTH 03/31/20	% BDT USED
		NORM (ABNORM)	NORM (ABNORM)			NORM (ABNORM)	INCR (DECR)	
Fund 101 - GENERAL FUND								
Expenditures								
101-258-956.000	MISCELLANEOUS	0.00	0.00	150.00	150.00	90.00	0.00	60.00
101-258-957.000	TRAINING EXPENSES	1,660.62	1,660.62	9,500.00	9,500.00	228.88	0.00	2.41
101-258-958.000	MEMBERSHIPS & DUES	110.00	110.00	350.00	350.00	239.00	0.00	68.29
Total Dept 258 - MGMT INFORMATION SERVICES		175,961.15	253,103.25	269,895.00	269,895.00	188,994.87	16,168.67	70.03
Dept 262 - ELECTION SERVICES								
101-262-706.000	SALARY & WAGES/ FULL TIME	0.00	0.00	12,240.00	12,240.00	1,552.50	1,025.64	12.68
101-262-706.050	SALARY & WAGES/PART TIME	0.00	0.00	23,510.00	23,510.00	4,299.97	171.15	18.29
101-262-706.100	SALARY & WAGES/SICK	0.00	0.00	520.00	520.00	0.00	0.00	0.00
101-262-706.300	SALARY & WAGES/LONGEVITY	0.00	0.00	150.00	150.00	0.00	0.00	0.00
101-262-706.600	SALARY & WAGES/VACATION PAYOFF	0.00	0.00	460.00	460.00	0.00	0.00	0.00
101-262-707.000	SALARY & WAGES/TEMP-SEASONAL	0.00	0.00	22,000.00	22,000.00	11,880.50	6,551.25	54.00
101-262-709.000	SALARY & WAGES/OVERTIME	0.00	0.00	2,060.00	2,060.00	3,129.89	1,613.31	151.94
101-262-721.000	FRINGE BENEFITS	0.00	0.00	10,810.00	10,810.00	2,539.10	1,401.48	23.49
101-262-721.500	POST RETIREMENT BENEFITS	0.00	0.00	1,960.00	1,960.00	0.00	0.00	0.00
101-262-725.500	MEAL ALLOWANCE	0.00	0.00	75.00	75.00	16.00	8.00	21.33
101-262-727.000	OFFICE SUPPLIES	0.00	0.00	75.00	100.00	83.53	0.00	83.53
101-262-728.000	POSTAGE	64.65	64.65	350.00	1,500.00	1,424.28	0.00	94.95
101-262-740.000	OPERATING SUPPLIES	4,175.66	4,230.21	2,500.00	2,500.00	871.15	0.00	34.85
101-262-818.000	CONTRACTUAL SERVICES	0.00	0.00	11,170.00	11,170.00	6,397.46	4,085.00	57.27
101-262-860.000	TRANSPORTATION	31.32	31.32	250.00	250.00	60.95	0.00	24.38
101-262-900.000	PRINTING & PUBLISHING	732.82	732.82	70.00	70.00	3,149.36	1,348.42	125.97
101-262-925.000	SUBSCRIPTIONS & PUBLICATIONS	0.00	0.00	300.00	300.00	219.00	0.00	312.86
101-262-930.000	REPAIRS & MAINTENANCE	0.00	0.00	300.00	300.00	104.92	70.35	34.97
101-262-940.000	EQUIPMENT RENTAL - FORCE ACCT	0.00	0.00	300.00	300.00	0.00	0.00	0.00
101-262-956.000	MISCELLANEOUS	0.00	(100.00)	80.00	200.00	171.00	0.00	85.50
101-262-957.000	TRAINING EXPENSES	14.63	14.63	1,500.00	1,500.00	0.00	0.00	0.00
101-262-958.000	MEMBERSHIPS & DUES	0.00	0.00	250.00	250.00	0.00	0.00	0.00
Total Dept 262 - ELECTION SERVICES		5,019.08	5,192.63	93,130.00	94,425.00	35,899.61	16,274.60	38.02
Dept 276 - CEMETERY								
101-276-706.000	SALARY & WAGES/ FULL TIME	13,395.32	20,397.79	24,590.00	24,590.00	12,888.16	868.39	52.41
101-276-706.100	SALARY & WAGES/SICK	179.76	277.13	950.00	950.00	0.00	0.00	0.00
101-276-706.150	SALARY & WAGES/IN-LIEU HEALTH	0.00	0.00	120.00	120.00	0.00	0.00	0.00
101-276-706.300	SALARY & WAGES/LONGEVITY	61.61	61.61	210.00	210.00	54.58	0.00	25.99
101-276-706.350	SALARY & WAGES/PAGER PAY	296.64	296.64	450.00	450.00	318.49	0.00	70.78
101-276-706.500	SALARY & WAGES/RETMENT BONUS	0.00	0.00	220.00	220.00	0.00	0.00	0.00
101-276-706.550	SALARY & WAGES/WATER LICENSE	218.75	218.75	950.00	950.00	218.74	0.00	23.03
101-276-707.000	SALARY & WAGES/TEMP-SEASONAL	2,075.63	3,205.35	6,160.00	6,160.00	1,338.05	115.64	21.72
101-276-709.000	SALARY & WAGES/OVERTIME	2,493.29	3,518.33	1,940.00	2,500.00	2,646.70	279.93	105.87
101-276-721.000	SALARY & WAGES/SEASONAL	5,347.03	7,430.65	13,130.00	13,130.00	7,151.89	625.50	54.47
101-276-721.500	POST RETIREMENT BENEFITS	4,029.86	3,826.16	8,220.00	8,220.00	5,157.00	573.00	62.74
101-276-725.500	MEAL ALLOWANCE	72.00	100.00	120.00	120.00	84.00	0.00	70.00
101-276-740.000	OPERATING SUPPLIES	0.00	0.00	100.00	100.00	0.00	0.00	0.00
101-276-818.000	CONTRACTUAL SERVICES	12,566.54	18,036.45	15,000.00	15,000.00	9,463.18	903.61	63.09
101-276-818.000	COMMUNICATIONS	19,194.30	28,296.67	36,000.00	36,000.00	26,298.47	0.00	73.05
101-276-830.000	PRINTING & PUBLISHING	0.00	0.00	0.00	300.00	211.68	0.00	70.56
101-276-920.000	PUBLIC UTILITIES	16.22	16.22	0.00	0.00	0.00	0.00	0.00
101-276-930.000	REPAIRS & MAINTENANCE	9,153.74	10,312.91	7,500.00	7,500.00	8,727.15	1,889.68	116.36
101-276-940.000	EQUIPMENT RENTAL - FORCE ACCT	783.77	783.77	5,000.00	5,000.00	0.00	0.00	0.00
101-276-956.100	CRYPPT/NICHE RETURNS	14,576.62	24,287.44	28,000.00	28,000.00	12,989.66	0.00	46.39
		0.00	500.00	0.00	0.00	0.00	0.00	0.00

GL NUMBER	DESCRIPTION	YTD BALANCE 03/31/2019 NORM (ABNORM)	END BALANCE 06/30/2019 NORM (ABNORM)	2019-20 ORIGINAL BUDGET	2019-20 AMENDED BUDGET	YTD BALANCE 03/31/2020 NORM (ABNORM)	ACTIVITY FOR MONTH 03/31/20 INCR (DECR)	% BDTG USED
Fund 101 - GENERAL FUND								
Expenditures								
101-276-956.200	LOT SALE/RETURNS	2,000.00	2,000.00	3,000.00	3,000.00	2,000.00	0.00	66.67
Total Dept 276 - CEMETERY		86,461.08	123,565.87	151,660.00	152,520.00	89,547.75	5,255.75	58.71
Dept 301 - POLICE DEPARTMENT								
101-301-706.000	SALARY & WAGES/ FULL TIME	961,152.61	1,335,395.34	1,417,640.00	1,417,640.00	981,016.88	107,580.51	69.20
101-301-706.050	SALARY & WAGES/PART TIME	23,052.72	35,030.30	35,030.00	35,030.00	34,902.53	5,784.94	99.64
101-301-706.100	SALARY & WAGES/SICK	0.00	46,781.68	54,730.00	54,730.00	0.00	0.00	0.00
101-301-706.150	SALARY & WAGES/IN-LIEU HEALTH	874.35	874.35	1,860.00	1,860.00	0.00	0.00	0.00
101-301-706.200	SALARY & WAGES/HOLIDAY PAY	57,930.08	57,930.08	60,210.00	60,210.00	56,542.23	0.00	93.91
101-301-706.300	SALARY & WAGES/LONGEVITY	8,820.80	8,820.80	8,450.00	9,000.00	8,600.00	0.00	95.56
101-301-706.400	SALARY & WAGES/UNIFORM ALLOW	8,268.65	11,264.54	7,980.00	7,980.00	7,214.45	468.07	90.41
101-301-706.600	SALARY & WAGES/VACATION PAYOF	0.00	1,879.20	12,890.00	12,890.00	0.00	0.00	0.00
101-301-706.900	SALARY & WAGES/DEBRIEF PAY	3,692.64	3,692.64	9,790.00	9,790.00	1,973.16	0.00	20.15
101-301-707.000	SALARY & WAGES/TEMP-SEASONAL	11,705.69	14,680.21	11,480.00	11,480.00	3,313.00	100.00	28.86
101-301-709.000	SALARY & WAGES/OVERTIME	25,161.70	41,145.78	108,930.00	108,930.00	37,610.77	3,177.50	34.53
101-301-709.100	SALARY & WAGES/OT-TRAINING	1,120.07	2,453.13	4,000.00	4,000.00	3,441.29	0.00	86.03
101-301-721.000	FRINGE BENEFITS	363,494.05	561,494.86	647,060.00	647,060.00	489,224.67	54,923.79	75.61
101-301-721.500	POST RETIREMENT BENEFITS	495,090.27	800,954.02	854,680.00	854,680.00	494,555.94	54,950.66	57.86
101-301-725.000	EMPLOYEE TESTING & LICENSING	1,071.18	2,171.18	5,460.00	5,460.00	0.00	0.00	0.00
101-301-725.500	MEAL ALLOWANCE	0.00	18.62	0.00	0.00	0.00	0.00	0.00
101-301-727.000	TRAVEL SUPPLIES	992.52	1,536.15	2,250.00	2,250.00	1,056.72	71.22	46.97
101-301-728.000	POSTAGE	459.98	505.54	2,500.00	2,500.00	127.80	0.00	5.11
101-301-740.000	OPERATING SUPPLIES	6,799.89	8,075.50	8,450.00	8,450.00	4,915.59	35.90	58.17
101-301-740.400	UNIFORM ALLOWANCE	1,254.90	2,687.50	5,460.00	5,460.00	3,990.53	0.00	73.09
101-301-740.700	SAFETY GEAR	2,028.85	2,028.85	3,000.00	3,000.00	1,190.29	0.00	39.68
101-301-810.000	TOWING CHARGES	775.00	990.00	3,000.00	3,000.00	750.00	0.00	25.00
101-301-818.000	CONTRACTUAL SERVICES	20,246.47	22,458.53	26,160.00	26,160.00	14,483.29	478.24	55.36
101-301-818.311	CONT CROSSING DISPATCH	256,500.00	465,422.86	360,000.00	360,000.00	256,500.00	28,500.00	71.25
101-301-819.000	SCHOOL CROSSING GUARDS	17,212.12	17,212.12	20,730.00	20,730.00	17,509.96	0.00	84.47
101-301-820.000	SEX OFFENDER REGISTRATION FEE	150.00	180.00	500.00	500.00	180.00	60.00	36.00
101-301-822.000	ANIMAL CONTROL EXPENSES	75.00	100.00	800.00	800.00	125.00	0.00	15.63
101-301-830.000	INVESTIGATION EXPENSES	670.79	2,496.59	2,650.00	2,650.00	1,250.00	150.00	47.17
101-301-835.000	PRISONER/LODGING EXPENSES	2,404.00	2,927.00	3,600.00	3,600.00	1,500.00	209.00	41.67
101-301-850.000	COMMUNICATIONS	14,183.78	19,198.96	21,790.00	21,790.00	16,429.91	633.23	75.40
101-301-860.000	TRANSPORTATION	191.52	303.34	520.00	520.00	527.65	162.70	101.47
101-301-864.000	CONFERENCES & MEETINGS	929.86	1,351.90	1,190.00	1,190.00	1,190.00	497.07	100.00
101-301-865.000	PUBLIC RELATIONS EXPENSE	1,198.23	1,287.69	1,260.00	1,260.00	(6.24)	0.00	(0.50)
101-301-900.000	PRINTING & PUBLISHING	3,070.37	4,400.91	5,400.00	5,400.00	832.80	0.00	15.42
101-301-930.000	REPAIRS & MAINTENANCE	1,436.56	1,965.07	3,090.00	3,090.00	2,110.76	97.19	68.31
101-301-938.000	EQUIPMENT LEASE EXPENSE	2,070.04	2,782.62	4,000.00	4,000.00	3,529.03	325.94	88.23
101-301-940.000	EQUIPMENT RENTAL - FORCE ACCT	43,022.37	58,423.00	102,110.00	102,110.00	43,336.96	0.00	42.44
101-301-956.000	MISCELLANEOUS	0.00	320.00	1,030.00	1,030.00	88.83	88.83	8.62
101-301-957.100	TRAINING/HMT	7,000.00	7,000.00	7,000.00	7,000.00	7,000.00	0.00	100.00
101-301-957.302	TRAINING EXPENSES - 302 FUNDS	2,680.00	2,680.00	3,090.00	3,090.00	3,020.00	0.00	97.73
101-301-958.000	MEMBERSHIPS & DUES	894.00	1,709.00	1,640.00	1,640.00	785.00	42.00	47.87
Total Dept 301 - POLICE DEPARTMENT		2,353,223.00	3,565,477.29	3,841,410.00	3,842,060.00	2,509,092.22	258,693.13	65.31

Dept 336 - FIRE DEPARTMENT								
101-336-706.750	SALARY & WAGES/MEDICAL FIRST	14,920.74	15,036.48	9,600.00	13,500.00	13,402.54	26.04	99.28
101-336-707.000	SALARY & WAGES/TEMP-SEASONAL	0.00	0.00	3,500.00	3,500.00	0.00	0.00	0.00
101-336-721.000	FRINGE BENEFITS	2,438.36	334.01	1,010.00	3,000.00	2,895.98	16.29	96.53

GL NUMBER	DESCRIPTION	YTD BALANCE 03/31/2019 NORM (ABNORM)	END BALANCE 06/30/2019 NORM (ABNORM)	2019-20 ORIGINAL BUDGET	2019-20 AMENDED BUDGET	YTD BALANCE 03/31/2020 NORM (ABNORM)	ACTIVITY FOR MONTH 03/31/20 INCR (DECR)	% BDCFT USED
Fund 101 - GENERAL FUND								
Expenditures								
101-336-721.500	POST RETIREMENT BENEFITS	155,699.53	306,182.16	257,330.00	257,330.00	151,974.00	16,886.00	59.06
101-336-721.600	CONTR POST RETIREMENT BENEFIT	1,100,000.23	1,119,643.90	29,000.00	29,000.00	0.00	0.00	0.00
101-336-721.650	CONTR POST RETIREMENT BENEFIT	39,162.23	55,837.88	75,000.00	75,000.00	37,664.48	0.00	50.22
101-336-740.000	OPERATING SUPPLIES	1,933.12	2,133.28	8,500.00	8,500.00	4,716.11	0.00	55.48
101-336-818.000	CONTRACTUAL SERVICES	4,603.03	7,872.20	16,000.00	16,000.00	6,849.77	361.66	42.81
101-336-818.800	CONTR SERVICES - NFD	520,550.19	646,206.97	510,000.00	510,000.00	542,221.38	60,246.82	106.32
101-336-818.810	CONTR SERVICES - NFD - AERIAL	0.00	0.00	30,810.00	0.00	0.00	0.00	0.00
101-336-850.000	COMMUNICATIONS	950.28	1,425.12	1,100.00	1,100.00	977.33	116.83	88.85
101-336-865.000	PUBLIC RELATIONS EXPENSE	0.00	1,431.12	0.00	0.00	200.00	197.76	98.88
101-336-900.000	PRINTING & PUBLISHING	0.00	0.00	1,200.00	1,200.00	118.00	0.00	9.83
101-336-920.000	PUBLIC UTILITIES	1,007.50	1,576.17	1,100.00	1,100.00	1,045.99	131.99	95.09
101-336-940.000	EQUIPMENT RENTAL - FORCE ACCT	49,500.00	66,000.00	85,000.00	85,000.00	44,000.00	0.00	51.76
Total Dept 336 - FIRE DEPARTMENT								
		1,890,764.98	2,223,679.29	1,029,150.00	1,004,430.00	806,063.34	77,785.63	80.25
Dept 435 - MUNICIPAL SERVICES ADMIN								
101-435-706.000	SALARY & WAGES/ FULL TIME	69,875.06	97,276.20	89,890.00	89,890.00	70,674.08	7,290.57	78.62
101-435-706.050	SALARY & WAGES/PART TIME	16,107.86	23,320.59	15,120.00	15,120.00	16,006.26	1,563.64	105.86
101-435-706.100	SALARY & WAGES/SICK	1,032.49	5,251.34	3,510.00	3,510.00	1,032.48	0.00	29.42
101-435-706.150	SALARY & WAGES/IN-LIED HEALTH	4,465.11	5,183.70	590.00	375.40	375.40	0.00	63.63
101-435-706.350	SALARY & WAGES/LONGEVITY	944.99	944.99	920.00	1,200.00	1,054.97	0.00	87.91
101-435-706.450	SALARY & WAGES/PAGER PAY	0.00	0.00	950.00	950.00	0.00	0.00	0.00
101-435-706.450	SALARY & WAGES/SAFETY INSPIC.	1,400.00	1,400.00	1,500.00	1,750.00	1,750.00	0.00	100.00
101-435-706.600	SALARY & WAGES/VACATION PAYOF	0.00	498.83	3,420.00	3,420.00	0.00	0.00	0.00
101-435-707.000	SALARY & WAGES/TEMP-SEASONAL	270.83	296.83	240.00	1,000.00	0.00	0.00	0.00
101-435-721.000	SALARY & WAGES/OVERTIME	4,794.56	5,694.17	5,340.00	5,340.00	4,490.64	118.75	92.90
101-435-721.500	FRINGE BENEFITS	18,333.75	31,635.37	44,460.00	44,460.00	34,541.78	3,541.78	84.09
101-435-725.000	POST RETIREMENT BENEFITS	8,225.98	12,545.06	22,550.00	22,550.00	16,076.97	1,786.33	71.29
101-435-725.500	EMPLOYEE TESTING & LICENSING	160.61	190.61	250.00	250.00	202.00	0.00	80.80
101-435-728.000	MEAL ALLOWANCE	0.00	0.00	0.00	0.00	112.26	0.00	100.00
101-435-728.000	POSTAGE	172.95	218.51	250.00	250.00	22.00	0.00	8.80
101-435-740.000	OPERATING SUPPLIES	3,994.75	4,696.08	5,000.00	5,000.00	3,121.42	0.00	62.43
101-435-740.400	UNIFORM ALLOWANCE	6,475.95	10,505.16	11,000.00	11,000.00	6,594.40	1,483.12	59.95
101-435-740.700	SAFETY GEAR	0.00	1,501.35	2,000.00	2,000.00	969.96	969.96	48.50
101-435-818.000	FOUL WEATHER GEAR	0.00	(83.56)	1,000.00	1,000.00	0.00	0.00	0.00
101-435-818.000	CONTRACTUAL SERVICES	4,800.76	7,368.75	8,000.00	8,000.00	6,497.24	549.28	81.22
101-435-850.000	COMMUNICATIONS	5,180.47	6,575.56	7,000.00	7,000.00	3,570.96	218.73	51.01
101-435-900.000	PRINTING & PUBLISHING	1,128.26	1,487.46	0.00	0.00	(76.02)	0.00	100.00
101-435-938.000	EQUIPMENT LEASE EXPENSE	2,786.87	3,578.55	3,750.00	3,750.00	2,713.66	302.79	72.36
101-435-940.000	EQUIPMENT RENTAL - FORCE ACCT	3,776.12	4,761.25	4,000.00	4,000.00	2,827.49	0.00	70.69
101-435-956.000	MISCELLANEOUS	0.00	0.00	0.00	0.00	43.28	0.00	8.66
101-435-957.000	TRAINING EXPENSES	3,475.00	4,320.00	1,500.00	1,500.00	1,250.00	0.00	83.33
101-435-958.000	MEMBERSHIPS & DUES	0.00	0.00	500.00	500.00	0.00	0.00	0.00
Total Dept 435 - MUNICIPAL SERVICES ADMIN								
		157,402.37	229,166.80	232,740.00	234,530.00	174,776.08	18,145.75	74.52
Dept 436 - CITY HALL MAINTENANCE								
101-436-706.000	SALARY & WAGES/ FULL TIME	1,742.17	3,438.73	4,740.00	4,740.00	3,808.55	743.84	80.35
101-436-706.100	SALARY & WAGES/SICK	0.00	0.00	190.00	190.00	0.00	0.00	0.00
101-436-706.150	SALARY & WAGES/IN-LIED HEALTH	0.00	0.00	30.00	30.00	0.00	0.00	0.00
101-436-706.300	SALARY & WAGES/LONGEVITY	0.00	0.00	40.00	40.00	0.00	0.00	0.00
101-436-706.350	SALARY & WAGES/PAGER PAY	37.43	37.43	90.00	90.00	37.44	0.00	41.60
101-436-706.550	SALARY & WAGES/WATER LICENSE	54.60	54.60	60.00	60.00	54.60	0.00	91.00
101-436-706.600	SALARY & WAGES/VACATION PAYOF	0.00	0.00	190.00	190.00	0.00	0.00	0.00

GL NUMBER	DESCRIPTION	YTD BALANCE 03/31/2019	END BALANCE 06/30/2019	2019-20 ORIGINAL BUDGET	2019-20 AMENDED BUDGET	YTD BALANCE 03/31/2020	ACTIVITY FOR MONTH 03/31/20	% BDCGT USED
		NORM (ABNORM)	NORM (ABNORM)			NORM (ABNORM)	INCR (DECR)	
Fund 101 - GENERAL FUND								
Expenditures								
101-436-707.000	SALARY & WAGES/TEMP-SEASONAL	718.49	1,320.93	1,240.00	1,240.00	749.76	40.50	63.46
101-436-709.000	SALARY & WAGES/OVERTIME	127.54	127.54	240.00	240.00	179.35	0.00	74.73
101-436-721.000	FRINGE BENEFITS	(75.19)	1,184.04	2,530.00	2,530.00	1,779.55	361.85	70.34
101-436-721.500	POST RETIREMENT BENEFITS	1,327.07	722.50	1,580.00	1,580.00	992.25	110.25	62.80
101-436-725.500	MEAL ALLOWANCE	8.00	8.00	0.00	0.00	0.00	0.00	0.00
101-436-740.000	OPERATING SUPPLIES	2,878.80	4,674.66	5,000.00	5,000.00	2,592.10	168.28	51.84
101-436-818.000	CONTRACTUAL SERVICES	38,892.76	51,404.08	60,000.00	60,000.00	45,643.28	5,715.15	76.07
101-436-850.000	COMMUNICATIONS	2,081.61	3,193.11	3,000.00	3,000.00	2,659.54	353.84	88.65
101-436-920.000	PUBLIC UTILITIES	18,067.43	25,334.70	25,000.00	25,000.00	12,119.85	2,094.18	48.48
101-436-930.000	REPAIRS & MAINTENANCE	4,886.50	5,323.50	6,000.00	7,000.00	6,048.75	0.00	86.41
101-436-940.000	EQUIPMENT RENTAL - FORCE ACCT	2,932.53	5,816.74	5,000.00	5,000.00	2,971.94	0.00	59.44
Total Dept 436 - CITY HALL MAINTENANCE								
		73,679.74	102,640.56	114,930.00	115,930.00	79,636.96	9,587.89	68.69

Dept 437 - PARKS & PUBLIC PROPERTY								
101-437-706.000	SALARY & WAGES/ FULL TIME	10,964.29	17,731.97	18,970.00	18,970.00	11,959.25	911.84	63.04
101-437-706.100	SALARY & WAGES/SICK	360.08	555.12	730.00	730.00	0.00	0.00	0.00
101-437-706.150	SALARY & WAGES/IN-LIEU HEALTH	0.00	0.00	100.00	100.00	0.00	0.00	0.00
101-437-706.300	SALARY & WAGES/LONGEVITY	123.46	123.46	180.00	180.00	109.39	0.00	60.77
101-437-706.350	SALARY & WAGES/PAGER PAY	443.77	443.77	350.00	500.00	487.50	0.00	97.50
101-437-706.550	SALARY & WAGES/WATER LICENSE	218.75	218.75	0.00	250.00	218.74	0.00	87.50
101-437-706.600	SALARY & WAGES/VACATION PAYOF	0.00	0.00	730.00	730.00	0.00	0.00	0.00
101-437-707.000	SALARY & WAGES/TEMP-SEASONAL	3,458.52	5,314.68	11,100.00	11,100.00	3,290.05	316.26	29.64
101-437-709.000	SALARY & WAGES/OVERTIME	357.83	1,085.53	570.00	1,000.00	871.54	37.30	87.15
101-437-721.000	FRINGE BENEFITS	2,636.18	6,190.94	10,130.00	10,130.00	6,816.85	504.08	67.29
101-437-721.500	POST RETIREMENT BENEFITS	2,780.70	2,964.18	6,340.00	6,340.00	3,978.00	442.00	62.74
101-437-725.500	MEAL ALLOWANCE	8.00	80.00	50.00	50.00	48.00	0.00	96.00
101-437-740.000	OPERATING SUPPLIES	14,055.82	18,748.45	25,000.00	25,000.00	14,403.96	302.20	57.62
101-437-818.000	CONTRACTUAL SERVICES	11,436.28	24,103.03	25,200.00	25,200.00	14,978.70	0.00	59.44
101-437-920.000	PUBLIC UTILITIES	48,720.04	65,253.25	50,000.00	50,000.00	41,898.94	2,332.26	83.80
101-437-930.000	REPAIRS & MAINTENANCE	0.00	0.00	7,500.00	7,500.00	1,012.00	0.00	13.49
101-437-940.000	EQUIPMENT RENTAL - FORCE ACCT	8,061.87	14,950.41	20,000.00	20,000.00	6,632.58	0.00	33.16
Total Dept 437 - PARKS & PUBLIC PROPERTY								
		103,625.59	157,763.54	176,950.00	177,780.00	106,705.50	4,846.14	60.02

Dept 438 - MUNICIPAL SERVICES YARD MAINT								
101-438-706.000	SALARY & WAGES/ FULL TIME	9,375.26	10,476.89	5,980.00	5,980.00	6,327.36	839.49	105.81
101-438-706.100	SALARY & WAGES/SICK	0.00	0.00	230.00	230.00	0.00	0.00	0.00
101-438-706.150	SALARY & WAGES/IN-LIEU HEALTH	0.00	0.00	30.00	30.00	0.00	0.00	0.00
101-438-706.300	SALARY & WAGES/LONGEVITY	0.00	0.00	60.00	60.00	0.00	0.00	0.00
101-438-706.350	SALARY & WAGES/PAGER PAY	37.56	37.56	110.00	110.00	37.56	0.00	34.15
101-438-706.550	SALARY & WAGES/WATER LICENSE	54.78	54.78	0.00	55.00	54.78	0.00	99.60
101-438-706.600	SALARY & WAGES/VACATION PAYOF	0.00	0.00	230.00	230.00	0.00	0.00	0.00
101-438-707.000	SALARY & WAGES/TEMP-SEASONAL	2,880.62	3,924.66	2,540.00	2,540.00	2,600.20	0.00	102.37
101-438-709.000	SALARY & WAGES/OVERTIME	38.58	38.58	10.00	10.00	0.00	0.00	0.00
101-438-721.000	FRINGE BENEFITS	3,031.43	3,479.34	3,190.00	3,190.00	3,255.51	475.97	102.05
101-438-721.500	POST RETIREMENT BENEFITS	1,928.23	986.42	2,000.00	2,000.00	1,253.25	139.25	62.66
101-438-740.000	OPERATING SUPPLIES	7,187.24	9,613.08	4,000.00	11,500.00	8,511.81	1,064.37	74.02
101-438-818.000	CONTRACTUAL SERVICES	21,803.78	29,055.53	17,000.00	17,000.00	11,118.90	274.25	65.41
101-438-850.000	COMMUNICATIONS	0.00	56.91	0.00	0.00	0.00	0.00	0.00
101-438-920.000	PUBLIC UTILITIES	17,111.45	25,012.83	25,000.00	25,000.00	17,208.05	2,918.50	68.83
101-438-930.000	REPAIRS & MAINTENANCE	12,865.36	13,060.36	7,500.00	7,500.00	2,609.84	0.00	34.80
101-438-940.000	EQUIPMENT RENTAL - FORCE ACCT	2,482.84	2,496.14	5,000.00	5,000.00	208.80	0.00	4.18

GL NUMBER	DESCRIPTION	YTD BALANCE 03/31/2019 NORM (ABNORM)	END BALANCE 06/30/2019 NORM (ABNORM)	2019-20 ORIGINAL BUDGET	2019-20 AMENDED BUDGET	YTD BALANCE 03/31/2020 NORM (ABNORM)	ACTIVITY FOR MONTH 03/31/20 INCR (DECR)	% BDET USED
-----------	-------------	--	--	-------------------------------	---------------------------	--	---	----------------

Fund 101 - GENERAL FUND								
Expenditures								
Total Dept 438 - MUNICIPAL SERVICES YARD MAINT								
		78,797.13	98,293.08	72,880.00	80,435.00	53,186.06	6,125.71	66.12
Dept 439 - STREET SERVICES								
101-439-920.100	STREET LIGHTING - GENERAL	65,327.20	97,421.61	105,000.00	105,000.00	88,036.62	10,896.61	83.84
101-439-920.200	STREET LIGHTING - OLD VILLAGE	31,904.29	47,745.51	50,000.00	50,000.00	34,354.65	3,572.40	68.71
Total Dept 439 - STREET SERVICES								
		97,231.49	145,167.12	155,000.00	155,000.00	122,391.27	14,469.01	78.96

Dept 440 - MISCELLANEOUS MSD SERVICES								
101-440-706.000	SALARY & WAGES/ FULL TIME	73.52	73.52	510.00	510.00	263.40	23.63	51.65
101-440-706.100	SALARY & WAGES/SICK	0.00	0.00	20.00	20.00	0.00	0.00	0.00
101-440-706.150	SALARY & WAGES/IN-LIED HEALTH	0.00	0.00	10.00	10.00	0.00	0.00	0.00
101-440-706.300	SALARY & WAGES/LONGEVITY	0.00	0.00	10.00	10.00	0.00	0.00	0.00
101-440-706.350	SALARY & WAGES/PAGER PAY	0.00	0.00	10.00	10.00	0.00	0.00	0.00
101-440-706.600	SALARY & WAGES/VACATION PAYOF	0.00	0.00	20.00	20.00	0.00	0.00	0.00
101-440-707.000	SALARY & WAGES/TEMP-SEASONAL	19.52	19.52	320.00	320.00	109.50	50.00	34.22
101-440-721.000	SALARY & WAGES/OVERTIME	144.90	144.90	270.00	270.00	386.09	4.69	104.35
101-440-721.500	FRINGE BENEFITS	53.73	49.80	270.00	270.00	136.82	18.92	50.67
101-440-818.000	POST RETIREMENT BENEFITS	(169.00)	74.86	170.00	170.00	105.75	11.75	62.21
101-440-940.000	EQUIPMENT RENTAL - FORCE ACCT	294.20	294.20	500.00	500.00	0.00	0.00	0.00
Total Dept 440 - MISCELLANEOUS MSD SERVICES								
		416.87	656.80	3,360.00	3,460.00	1,731.34	108.99	50.04

Dept 441 - BATHY MAINTENANCE EXPENSE								
101-441-740.000	OPERATING SUPPLIES	237.00	237.00	0.00	0.00	0.00	0.00	0.00
Total Dept 441 - BATHY MAINTENANCE EXPENSE								
		237.00	237.00	0.00	0.00	0.00	0.00	0.00

Dept 442 - SPECIAL EVENTS								
101-442-706.000	SALARY & WAGES/ FULL TIME	14,345.68	14,668.18	14,820.00	14,820.00	14,411.60	143.22	97.24
101-442-706.100	SALARY & WAGES/SICK	0.00	0.00	570.00	570.00	0.00	0.00	0.00
101-442-706.150	SALARY & WAGES/IN-LIED HEALTH	0.00	0.00	80.00	80.00	0.00	0.00	0.00
101-442-706.300	SALARY & WAGES/LONGEVITY	0.00	0.00	130.00	130.00	0.00	0.00	0.00
101-442-706.350	SALARY & WAGES/PAGER PAY	0.00	0.00	270.00	270.00	0.00	0.00	0.00
101-442-706.600	SALARY & WAGES/VACATION PAYOF	0.00	0.00	570.00	570.00	0.00	0.00	0.00
101-442-707.000	SALARY & WAGES/TEMP-SEASONAL	3,876.94	4,271.07	31,040.00	31,040.00	3,008.61	148.75	9.69
101-442-709.000	SALARY & WAGES/OVERTIME	19,694.28	22,097.00	22,060.00	22,060.00	18,881.62	573.60	85.59
101-442-721.000	FRINGE BENEFITS	5,946.36	8,786.46	7,910.00	12,760.00	12,970.79	393.94	101.65
101-442-721.500	POST RETIREMENT BENEFITS	4,200.29	2,579.17	4,950.00	4,950.00	3,107.25	345.25	62.77
101-442-725.500	MEAL ALLOWANCE	1,256.00	1,356.00	1,500.00	1,500.00	1,060.00	24.00	70.67
101-442-740.000	OPERATING SUPPLIES	7,708.81	8,469.92	6,000.00	9,000.00	8,129.32	0.00	90.33
101-442-818.000	CONTRACTUAL SERVICES	28,495.55	30,330.89	56,400.00	56,400.00	27,715.81	1,490.00	49.14
101-442-940.000	EQUIPMENT RENTAL - FORCE ACCT	24,055.38	25,180.84	28,000.00	28,000.00	22,633.24	0.00	80.83
Total Dept 442 - SPECIAL EVENTS								
		109,579.29	117,939.53	174,300.00	182,150.00	111,918.24	3,118.76	61.44

Dept 443 - PARKING								
101-443-706.000	SALARY & WAGES/ FULL TIME	2,510.76	2,738.56	5,740.00	5,740.00	4,434.30	897.60	77.25
101-443-706.100	SALARY & WAGES/SICK	0.00	0.00	230.00	230.00	0.00	0.00	0.00
101-443-706.150	SALARY & WAGES/IN-LIED HEALTH	0.00	0.00	30.00	30.00	0.00	0.00	0.00

User: JOHN
DB: Plymouth

PERIOD ENDING 03/31/2020

GL NUMBER	DESCRIPTION	YTD BALANCE	END BALANCE	2019-20	2019-20	YTD BALANCE	ACTIVITY FOR	%
		03/31/2019	06/30/2019	ORIGINAL BUDGET	AMENDED BUDGET	03/31/2020	MONTH 03/31/20	BDSGT USED
NORM (ABNORM)		NORM (ABNORM)	NORM (ABNORM)			NORM (ABNORM)	INCR (DECR)	
Fund 101 - GENERAL FUND								
Expenditures								
101-443-706.350	SALARY & WAGES/LONGEVITY	0.00	0.00	50.00	50.00	0.00	0.00	0.00
101-443-706.350	SALARY & WAGES/PAGER PAY	0.00	0.00	110.00	110.00	0.00	0.00	0.00
101-443-706.600	SALARY & WAGES/VACATION PAYOFF	0.00	0.00	230.00	230.00	0.00	0.00	0.00
101-443-707.000	SALARY & WAGES/TEMP-SEASONAL	308.26	419.76	480.00	600.00	448.63	64.00	74.77
101-443-709.000	SALARY & WAGES/OVERTIME	1,441.00	1,441.00	2,720.00	2,720.00	1,601.37	260.79	58.87
101-443-721.000	FRINGE BENEFITS	1,027.45	1,113.62	3,070.00	3,070.00	2,915.57	94.97	94.97
101-443-721.500	POST RETIREMENT BENEFITS	1,393.05	873.26	1,920.00	1,920.00	1,203.75	133.75	62.70
101-443-725.500	MEAL ALLOWANCE	40.00	40.00	50.00	50.00	8.00	0.00	16.00
101-443-740.000	OPERATING SUPPLIES	1,168.20	4,100.59	5,000.00	5,000.00	1,670.41	0.00	33.41
101-443-818.000	CONTRACTUAL SERVICES	0.00	0.00	5,000.00	10,000.00	9,633.72	0.00	96.34
101-443-920.000	PUBLIC UTILITIES	6,936.02	13,468.15	13,000.00	13,000.00	7,807.33	982.59	60.06
101-443-940.000	EQUIPMENT RENTAL - FORCE ACCT	5,267.58	5,409.67	8,000.00	8,000.00	9,614.83	0.00	120.19
Total Dept 443 - PARKING		20,092.32	29,604.61	45,630.00	50,750.00	39,337.91	2,875.71	77.51
Dept 444 - MSD SERVICES - DDA								
101-444-706.000	SALARY & WAGES/ FULL TIME	11,784.32	20,681.78	18,660.00	18,660.00	11,453.79	739.36	61.38
101-444-706.100	SALARY & WAGES/SICK	0.00	0.00	720.00	720.00	0.00	0.00	0.00
101-444-706.150	SALARY & WAGES/IN-LIEU HEALTH	0.00	0.00	90.00	90.00	0.00	0.00	0.00
101-444-706.300	SALARY & WAGES/LONGEVITY	0.00	0.00	160.00	160.00	0.00	0.00	0.00
101-444-706.350	SALARY & WAGES/PAGER PAY	0.00	0.00	340.00	340.00	0.00	0.00	0.00
101-444-706.600	SALARY & WAGES/VACATION PAYOFF	0.00	0.00	720.00	720.00	0.00	0.00	0.00
101-444-709.000	SALARY & WAGES/TEMP-SEASONAL	8,657.30	13,040.43	16,120.00	16,120.00	9,123.01	652.51	56.59
101-444-721.000	FRINGE BENEFITS	3,917.07	5,875.20	4,860.00	4,860.00	4,783.70	317.37	98.43
101-444-721.500	POST RETIREMENT BENEFITS	4,451.68	8,188.25	9,960.00	9,960.00	8,108.56	515.82	81.41
101-444-725.500	MEAL ALLOWANCE	4,627.42	2,999.27	6,240.00	6,240.00	3,912.75	434.75	62.70
101-444-740.000	OPERATING SUPPLIES	104.00	164.00	200.00	200.00	116.00	0.00	58.00
101-444-740.000	CONTRACTUAL SERVICES	13,675.35	31,907.07	22,000.00	47,000.00	50,095.11	4,203.19	106.59
101-444-818.000	PUBLIC UTILITIES	14,984.75	19,741.76	28,000.00	28,000.00	24,652.65	2,684.47	88.05
101-444-920.000	EQUIPMENT RENTAL - FORCE ACCT	2,219.11	3,177.23	4,000.00	4,000.00	3,376.82	575.18	84.42
101-444-940.000	EQUIPMENT RENTAL - FORCE ACCT	19,336.30	30,381.11	34,000.00	34,000.00	20,590.76	0.00	60.56
Total Dept 444 - MSD SERVICES - DDA		83,757.30	136,156.10	146,070.00	171,070.00	136,213.15	10,122.65	79.62
Dept 850 - OTHER FUNCTIONS								
101-850-721.000	FRINGE BENEFITS	0.00	0.00	4,100.00	4,100.00	0.00	0.00	0.00
101-850-724.000	MERS/OPER ACTUARIAL EVALUATI	8,000.00	8,000.00	9,000.00	9,000.00	0.00	0.00	0.00
101-850-725.000	EMPLOYEE TESTING & LICENSING	777.92	777.92	2,700.00	2,700.00	0.00	0.00	0.00
101-850-727.000	OFFICE SUPPLIES	0.00	0.00	2,000.00	2,000.00	0.00	0.00	0.00
101-850-728.000	POSTAGE	8,052.78	11,287.78	11,000.00	11,000.00	9,579.00	99.00	87.08
101-850-740.000	OPERATING SUPPLIES	1,674.19	2,595.71	4,100.00	4,100.00	2,450.10	0.00	59.76
101-850-818.000	CONTRACTUAL SERVICES	3,960.12	13,947.72	9,500.00	9,500.00	13,349.75	841.57	140.52
101-850-818.900	CONTR SRVC/BANK ANALYSTS FEES	19.04	19.04	2,000.00	2,000.00	0.00	0.00	0.00
101-850-850.000	COMMUNICATIONS	7,360.93	15,030.26	14,000.00	14,000.00	4,567.34	157.48	32.62
101-850-865.000	PUBLIC RELATIONS EXPENSE	0.00	417.21	1,000.00	1,000.00	0.00	0.00	0.00
101-850-900.000	PRINTING & PUBLISHING	0.00	0.00	550.00	550.00	65.16	0.00	11.85
101-850-910.000	INSURANCE & BONDS	68,999.94	91,999.92	95,000.00	95,000.00	71,250.03	7,916.67	75.00
101-850-922.000	REIMBURSEMENT/DC G2G REVENUE	29,649.65	38,599.63	32,000.00	32,000.00	0.00	0.00	0.00
101-850-930.000	REPAIRS & MAINTENANCE	2,652.41	4,229.30	6,000.00	6,000.00	0.00	0.00	0.00
101-850-938.000	EQUIPMENT LEASE EXPENSE	4,233.78	5,121.38	6,000.00	6,000.00	4,554.32	983.59	75.91
101-850-940.000	EQUIPMENT RENTAL - FORCE ACCT	19,899.41	21,899.42	37,000.00	37,000.00	5,333.36	0.00	14.41
101-850-956.000	MISCELLANEOUS	335.00	335.00	1,000.00	1,000.00	329.25	0.00	32.93
101-850-957.000	TRAINING EXPENSES	0.00	5,372.47	4,500.00	4,500.00	2,619.51	0.00	58.21
101-850-963.000	BAD DEBT EXP/BANKRUPTCY	0.00	0.00	2,000.00	2,000.00	0.00	0.00	0.00

GL NUMBER	DESCRIPTION	YTD BALANCE 03/31/2019 NORM (ABNORM)	END BALANCE 06/30/2019 NORM (ABNORM)	2019-20 ORIGINAL BUDGET	2019-20 AMENDED BUDGET	YTD BALANCE 03/31/2020 NORM (ABNORM)	ACTIVITY FOR MONTH 03/31/20 INCR (DECR)	% BDGT USED
Fund 101 - GENERAL FUND								
Expenditures								
101-850-964.000	PRIOR YEAR TAX REFUNDS	71.92	71.92	2,000.00	2,000.00	0.00	0.00	0.00
Total Dept 850 - OTHER FUNCTIONS								
		155,687.09	219,704.68	245,450.00	213,450.00	114,097.82	9,998.31	53.45
Dept 900 - CAPITAL OUTLAY								
101-900-971.436	CAP OUTLAY/CITY HALL IMPRVMT	0.00	0.00	14,000.00	30,000.00	9,295.82	0.00	30.99
101-900-971.437	CAP OUTLAY/ LAND IMPROVEMENTS	(6,729.75)	1,948.25	3,000.00	3,000.00	0.00	0.00	0.00
101-900-971.438	CAP OUTLAY/ MSD BUILDING IMPR	3,976.07	3,976.07	0.00	0.00	0.00	0.00	0.00
101-900-976.276	CAP OUTLAY/CEMETERY BIDG IMP	0.00	9,750.00	0.00	0.00	0.00	0.00	0.00
101-900-976.437	CAP OUTLAY/SIDEWALK REPL	34,499.84	140,386.47	70,000.00	70,000.00	425.00	0.00	0.61
101-900-976.438	CAP OUTLAY/MSD BUILDING IMP	0.00	0.00	30,000.00	30,000.00	0.00	0.00	0.00
101-900-977.101	CAP OUTLAY/CITY COMMISSION	0.00	1,384.64	2,000.00	2,000.00	110.55	0.00	5.53
101-900-977.215	CAP OUTLAY/ELECTION EQUIP	0.00	0.00	6,000.00	6,000.00	5,395.00	0.00	89.92
101-900-977.258	CAP OUTLAY/MGMT INFORM SVCS	0.00	0.00	1,000.00	1,000.00	0.00	0.00	0.00
101-900-977.301	CAP OUTLAY/POLICE EQUIP	0.00	1,001.00	10,675.00	10,675.00	4,004.00	0.00	37.51
101-900-977.442	CAP OUTLAY/SPEC EVENTS EQUIP	4,984.00	4,984.00	0.00	0.00	0.00	0.00	0.00
101-900-980.172	CAP OUTLAY/MGR OFFICE EQUIP	0.00	0.00	1,500.00	1,500.00	202.42	0.00	13.49
101-900-980.212	CAP OUTLAY/FIN OFFICE EQUIP	0.00	0.00	2,500.00	2,500.00	639.90	0.00	25.60
Total Dept 900 - CAPITAL OUTLAY								
		36,730.16	163,430.43	140,675.00	156,675.00	20,072.69	2,395.00	12.81
Dept 905 - DEBT ADMINISTRATION								
101-905-965.314	CONTRIB TO 2014 -04 GO REF BD	2,426.45	2,426.45	0.00	0.00	0.00	0.00	0.00
101-905-990.912	CONTRIB TO NVILLE/ACT 99 - 20	27,772.14	30,283.80	0.00	30,810.00	28,514.97	0.00	92.55
Total Dept 905 - DEBT ADMINISTRATION								
		30,198.59	32,710.25	0.00	30,810.00	28,514.97	0.00	92.55
Dept 965 - CONTRIBUTIONS								
101-965-962.000	RESERVE FOR CONTINGENCIES	0.00	0.00	228,105.00	273,505.00	0.00	0.00	0.00
101-965-965.208	CONTRIBUTION TO RECREATION	170,000.00	250,000.00	200,000.00	215,000.00	185,000.00	25,000.00	86.05
101-965-965.226	CONTRIBUTION TO SOLID WASTE	0.00	0.00	67,925.00	12,925.00	54,757.53	0.00	100.00
101-965-965.252	CONTRIBUTION TO NBHD SVCS FD	54,757.53	73,010.04	73,010.00	73,010.00	55,000.00	6,084.17	75.00
101-965-965.257	CONTRIBUTION TO BUDGET STABIL	0.00	0.00	55,000.00	55,000.00	55,000.00	0.00	100.00
Total Dept 965 - CONTRIBUTIONS								
		224,757.53	323,010.04	624,040.00	629,440.00	307,682.53	31,084.17	48.88
TOTAL EXPENDITURES								
		6,628,573.67	9,239,304.63	8,985,710.00	9,077,620.00	5,749,741.34	575,403.50	63.34
Fund 101 - GENERAL FUND:								
TOTAL REVENUES								
		8,873,071.43	9,278,421.38	8,985,710.00	9,077,620.00	8,068,103.82	384,162.62	88.88
TOTAL EXPENDITURES								
		6,628,573.67	9,239,304.63	8,985,710.00	9,077,620.00	5,749,741.34	575,403.50	63.34
NET OF REVENUES & EXPENDITURES								
		2,244,497.76	39,116.75	0.00	0.00	2,318,362.48	(191,240.88)	100.00
BEG. FUND BALANCE								
		1,944,084.28	1,944,084.28	1,983,201.03	1,983,201.03	1,983,201.03		
END FUND BALANCE								
		4,188,582.04	1,983,201.03	1,983,201.03	1,983,201.03	4,301,563.51		

GL NUMBER	DESCRIPTION	YTD BALANCE 03/31/2019 NORM (ABNORM)	END BALANCE 06/30/2019 NORM (ABNORM)	2019-20 ORIGINAL BUDGET	2019-20 AMENDED BUDGET	YTD BALANCE 03/31/2020 NORM (ABNORM)	ACTIVITY FOR MONTH 03/31/20 INCR (DECR)	% BDT & USED
-----------	-------------	--	--	-------------------------------	---------------------------	--	---	-----------------

Fund 202 - MAJOR STREET FUND								
Revenues								
Dept 000 - GENERAL REVENUES	FEDERAL GRANTS - CDBG	0.00	64,136.91	0.00	0.00	0.00	0.00	0.00
202-000-532.000	GAS & WEIGHT TAX	324,739.37	576,750.52	589,750.00	589,750.00	366,891.23	54,244.27	62.21
202-000-547.000	LOCAL ROADS PROGRAM	7,293.39	12,504.97	12,510.00	12,510.00	7,295.89	1,042.27	58.32
202-000-547.100	INTEREST ON INVESTMENTS	10,360.39	15,993.02	10,000.00	10,000.00	8,530.40	182.95	85.30
202-000-665.000	APPROP OF PR YR FUND BALANCE	0.00	0.00	340,550.00	340,550.00	0.00	0.00	0.00
202-000-699.000								
Total Dept 000 - GENERAL REVENUES		342,393.15	669,385.42	942,820.00	952,810.00	382,717.52	55,469.49	40.17

TOTAL REVENUES								
		342,393.15	669,385.42	942,820.00	952,810.00	382,717.52	55,469.49	40.17

Expenditures								
Dept 290 - ADMINISTRATION								
202-290-706.000	SALARY & WAGES/ FULL TIME	6,402.04	7,350.38	4,160.00	5,700.00	4,275.00	(1,473.30)	75.00
202-290-706.050	SALARY & WAGES/PART TIME	1,192.38	1,553.67	820.00	820.00	615.00	(244.67)	75.00
202-290-706.100	SALARY & WAGES/SICK	115.00	743.98	160.00	160.00	80.00	0.00	50.00
202-290-706.150	SALARY & WAGES/IN-LIEU HEALTH	20.00	22.65	40.00	100.00	53.64	0.00	53.64
202-290-706.300	SALARY & WAGES/LONGEVITY	25.00	25.00	50.00	50.00	25.00	0.00	50.00
202-290-706.350	SALARY & WAGES/PAGER PAY	0.00	0.00	60.00	60.00	0.00	0.00	0.00
202-290-706.600	SALARY & WAGES/VACATION PAYOFF	0.00	0.00	160.00	160.00	0.00	0.00	0.00
202-290-709.000	SALARY & WAGES/OVERTIME	558.51	486.28	410.00	410.00	307.50	(56.92)	75.00
202-290-721.000	FRINGE BENEFITS	5,296.15	3,490.81	2,260.00	2,260.00	1,695.00	(815.27)	75.00
202-290-721.500	POST RETIREMENT BENEFITS	985.10	710.44	1,220.00	1,220.00	960.75	106.75	78.75
202-290-850.000	COMMUNICATIONS	1,008.62	2,107.26	0.00	1,200.00	900.00	(386.49)	75.00
202-290-940.000	EQUIPMENT RENTAL - FORCE ACCT	1,720.88	2,192.14	1,500.00	3,000.00	2,147.30	0.00	71.58
202-290-962.000	RESERVE FOR CONTINGENCIES	0.00	0.00	20,000.00	20,000.00	0.00	0.00	0.00
Total Dept 290 - ADMINISTRATION		17,323.68	18,682.61	30,840.00	35,140.00	11,059.19	(2,869.90)	31.47

Dept 463 - ROUTINE MAINTENANCE								
202-463-706.000	SALARY & WAGES/ FULL TIME	15,162.19	29,897.19	21,890.00	21,890.00	20,570.04	3,685.69	93.97
202-463-706.050	SALARY & WAGES/PART TIME	1,108.99	1,778.17	0.00	1,250.00	1,671.77	468.05	133.74
202-463-706.100	SALARY & WAGES/SICK	943.01	1,430.76	850.00	850.00	77.52	0.00	9.12
202-463-706.150	SALARY & WAGES/IN-LIEU HEALTH	72.74	172.74	100.00	100.00	0.00	0.00	0.00
202-463-706.300	SALARY & WAGES/LONGEVITY	422.73	422.73	180.00	500.00	403.56	0.00	80.71
202-463-706.350	SALARY & WAGES/PAGER PAY	809.63	809.63	370.00	1,000.00	919.04	0.00	91.90
202-463-706.550	SALARY & WAGES/WATER LICENSE	109.38	109.38	0.00	200.00	109.38	0.00	54.69
202-463-706.600	SALARY & WAGES/VACATION PAYOFF	0.00	0.00	810.00	810.00	0.00	0.00	0.00
202-463-707.000	SALARY & WAGES/TEMP-SEASONAL	550.08	1,699.47	5,050.00	5,050.00	1,187.58	119.50	23.52
202-463-721.000	SALARY & WAGES/OVERTIME	246.93	983.94	540.00	1,000.00	1,084.38	102.34	108.44
202-463-721.500	FRINGE BENEFITS	2,991.71	10,511.97	12,020.00	12,020.00	11,742.59	1,971.41	97.69
202-463-725.500	POST RETIREMENT BENEFITS	4,940.86	3,326.07	7,140.00	7,140.00	4,480.47	497.83	62.75
202-463-740.000	MEAL ALLOWANCE	0.00	4.00	100.00	100.00	4.00	0.00	0.00
202-463-740.000	OPERATING SUPPLIES	5,184.38	11,485.42	12,000.00	12,000.00	7,912.03	1,562.50	65.93
202-463-818.000	CONTRACTUAL SERVICES	16,586.48	30,021.16	20,000.00	20,000.00	6,530.19	1,683.75	32.65
202-463-850.000	COMMUNICATIONS	2,880.58	2,880.58	4,000.00	4,000.00	1,979.15	528.19	49.48
202-463-910.000	INSURANCE & BONDS	2,324.97	3,099.96	3,200.00	3,200.00	2,400.03	266.67	75.00
202-463-930.000	REPAIRS & MAINTENANCE	0.00	0.00	0.00	50.00	42.15	0.00	84.30
202-463-940.000	EQUIPMENT RENTAL - FORCE ACCT	6,197.75	19,853.33	8,000.00	8,000.00	5,403.82	0.00	67.55
Total Dept 463 - ROUTINE MAINTENANCE		60,532.41	118,486.50	96,250.00	99,160.00	66,517.70	10,885.93	67.08

User: JOHN
DB: Plymouth

PERIOD ENDING 03/31/2020

GL NUMBER	DESCRIPTION	YTD BALANCE	END BALANCE	2019-20	2019-20	YTD BALANCE	ACTIVITY FOR	%
		03/31/2019	06/30/2019	ORIGINAL	BUDGET AMENDED BUDGET	03/31/2020	MONTH 03/31/20	INCR (DECR)
		NORM (ABNORM)	NORM (ABNORM)			NORM (ABNORM)		

Fund 202 - MAJOR STREET FUND									
Expenditures									
Dept 470 - STORMWATER SYSTEM MAINTENANCE	CONTRACTUAL SERVICES	0.00	0.00	1,000.00	1,000.00	1,000.00	0.00	0.00	0.00
202-470-818.000	CONTRACTUAL SERVICES	0.00	0.00	1,000.00	1,000.00	1,000.00	0.00	0.00	100.00
202-470-825.500	STORMWATER PERMIT FEES	0.00	1,000.00	1,000.00	1,000.00	1,000.00	0.00	0.00	100.00
Total Dept 470 - STORMWATER SYSTEM MAINTENANCE		0.00	1,000.00	2,000.00	2,000.00	2,000.00	1,000.00	0.00	50.00

Dept 474 - TRAFFIC SIGNAL MAINTENANCE									
202-474-706.000	SALARY & WAGES/ FULL TIME	2,035.13	4,182.61	1,480.00	1,480.00	2,935.27	2,019.51	198.33	
202-474-706.100	SALARY & WAGES/SICK	0.00	0.00	60.00	60.00	0.00	0.00	0.00	
202-474-706.150	SALARY & WAGES/IN-LIED HEALTH	0.00	0.00	10.00	10.00	0.00	0.00	0.00	
202-474-706.300	SALARY & WAGES/LONGEVITY	0.00	0.00	20.00	20.00	0.00	0.00	0.00	
202-474-706.350	SALARY & WAGES/PAGER PAY	0.00	0.00	30.00	30.00	0.00	0.00	0.00	
202-474-706.600	SALARY & WAGES/VACATION PAYOF	0.00	0.00	60.00	60.00	0.00	0.00	0.00	
202-474-707.000	SALARY & WAGES/TEMP-SEASONAL	401.28	539.03	160.00	260.00	384.50	124.00	147.88	
202-474-709.000	SALARY & WAGES/OVERTIME	651.97	729.13	250.00	250.00	33.17	33.17	13.27	
202-474-721.000	FRINGE BENEFITS	909.40	1,538.26	790.00	790.00	1,488.11	1,027.86	188.37	
202-474-721.500	POST RETIREMENT BENEFITS	393.91	271.90	500.00	500.00	309.06	34.34	61.81	
202-474-740.000	OPERATING SUPPLIES	5,457.42	12,149.71	10,000.00	10,000.00	3,492.32	1,449.46	34.92	
202-474-818.000	CONTRACTUAL SERVICES	11,848.52	21,729.37	53,000.00	53,000.00	57,681.57	1,879.10	108.83	
202-474-920.000	PUBLIC UTILITIES	6,893.35	9,132.95	15,000.00	15,000.00	6,252.33	651.18	41.68	
202-474-940.000	EQUIPMENT RENTAL - FORCE ACCT	2,344.78	5,099.72	4,500.00	4,500.00	1,623.34	0.00	36.07	
Total Dept 474 - TRAFFIC SIGNAL MAINTENANCE		30,935.76	55,372.68	85,860.00	85,960.00	74,199.67	7,218.62	86.32	

Dept 479 - SNOW & ICE REMOVAL									
202-479-706.000	SALARY & WAGES/ FULL TIME	5,743.29	6,440.78	5,710.00	10,000.00	10,722.85	601.61	107.23	
202-479-706.100	SALARY & WAGES/SICK	179.76	277.14	220.00	220.00	0.00	0.00	0.00	
202-479-706.150	SALARY & WAGES/IN-LIED HEALTH	0.00	0.00	30.00	30.00	0.00	0.00	0.00	
202-479-706.300	SALARY & WAGES/LONGEVITY	61.60	61.60	50.00	100.00	54.58	0.00	54.58	
202-479-706.350	SALARY & WAGES/PAGER PAY	146.63	146.63	110.00	200.00	168.49	0.00	84.25	
202-479-706.600	SALARY & WAGES/VACATION PAYOF	0.00	0.00	220.00	220.00	0.00	0.00	0.00	
202-479-707.000	SALARY & WAGES/TEMP-SEASONAL	335.12	335.12	335.00	530.00	407.38	0.00	0.00	
202-479-709.000	SALARY & WAGES/OVERTIME	3,301.24	3,301.24	4,710.00	4,710.00	3,011.50	18.76	76.86	
202-479-721.000	FRINGE BENEFITS	2,644.38	2,910.10	3,050.00	4,600.00	6,047.56	452.49	63.94	
202-479-721.500	POST RETIREMENT BENEFITS	1,624.76	942.85	1,910.00	1,910.00	1,195.47	493.78	131.47	
202-479-725.500	MEAL ALLOWANCE	128.00	128.00	200.00	200.00	144.00	8.00	72.00	
202-479-740.000	OPERATING SUPPLIES	36,926.57	55,810.69	62,500.00	62,500.00	15,517.89	240.29	24.83	
202-479-818.000	CONTRACTUAL SERVICES	0.00	0.00	0.00	0.00	4,003.31	0.00	88.96	
202-479-940.000	EQUIPMENT RENTAL - FORCE ACCT	7,703.11	7,824.85	15,000.00	15,000.00	7,340.53	0.00	48.94	
Total Dept 479 - SNOW & ICE REMOVAL		58,794.46	78,179.00	94,240.00	104,720.00	48,613.56	1,947.76	46.42	

Dept 485 - ROAD CONSTRUCTION									
202-485-818.406	CONT SVCS/ENG-ARCH	9,363.50	30,643.84	62,500.00	62,500.00	42,617.99	0.00	68.19	
202-485-818.450	CONT SVCS/STREET CONSTRUCTION	120,388.03	210,434.55	270,000.00	262,200.00	208,125.57	0.00	79.38	
Total Dept 485 - ROAD CONSTRUCTION		129,751.53	241,078.39	332,500.00	324,700.00	250,743.56	0.00	77.22	

Dept 965 - CONTRIBUTIONS									
202-965-965.203	CONTRIBUTION TO LOCAL STREET	212,017.50	288,375.00	301,130.00	301,130.00	225,846.00	25,094.00	75.00	

REVENUE AND EXPENDITURE REPORT FOR CITY OF PLYMOUTH

PERIOD ENDING 03/31/2020

GL NUMBER	DESCRIPTION	YTD BALANCE	END BALANCE	2019-20	2019-20	YTD BALANCE	ACTIVITY FOR	%
		03/31/2019	06/30/2019	ORIGINAL BUDGET	AMENDED BUDGET	03/31/2020	MONTH 03/31/20	BDGT USED
		NORM (ABNORM)	NORM (ABNORM)			NORM (ABNORM)	INCR (DECR)	
Fund 202 - MAJOR STREET FUND								
Expenditures								
	Total Dept 965 - CONTRIBUTIONS	212,017.50	288,375.00	301,130.00	301,130.00	225,846.00	25,094.00	75.00
	TOTAL EXPENDITURES	509,355.34	801,174.18	942,820.00	952,810.00	677,979.68	42,276.41	71.16
Fund 202 - MAJOR STREET FUND:								
	TOTAL REVENUES	342,393.15	669,385.42	942,820.00	952,810.00	382,717.52	55,469.49	40.17
	TOTAL EXPENDITURES	509,355.34	801,174.18	942,820.00	952,810.00	677,979.68	42,276.41	71.16
	NET OF REVENUES & EXPENDITURES	(166,962.19)	(131,788.76)	0.00	0.00	(295,262.16)	13,193.08	100.00
	BEG. FUND BALANCE	1,369,680.21	1,369,680.21	1,237,891.45	1,237,891.45	1,237,891.45		
	END FUND BALANCE	1,202,718.02	1,237,891.45	1,237,891.45	1,237,891.45	942,629.29		

Fund 203 - LOCAL STREET FUND	GL NUMBER	DESCRIPTION	YTD BALANCE	END BALANCE	2019-20	2019-20	YTD BALANCE	ACTIVITY FOR	% BDRG USED
			03/31/2019	06/30/2019	ORIGINAL BUDGET	AMENDED BUDGET	03/31/2020	MONTH 03/31/20	
			NORM (ABNORM)	NORM (ABNORM)			NORM (ABNORM)		
Revenues									
Dept 000 - GENERAL REVENUES									
203-000-547.000		GAS & WEIGHT TAX	130,508.24	231,749.22	219,720.00	219,720.00	147,388.26	21,791.12	67.08
203-000-547.100		LOCAL ROADS PROGRAM	2,931.15	5,024.84	5,030.00	5,030.00	2,930.97	418.71	58.27
203-000-547.300		SUPPLEMENTAL STATE ROAD FUNDI	97,027.62	97,027.62	0.00	0.00	0.00	0.00	0.00
203-000-665.000		INTEREST ON INVESTMENTS	1.44	1.44	10.00	10.00	0.00	0.00	0.00
203-000-675.101		CONTRIBUTION FROM GENERAL FUN	0.00	5,685.00	0.00	0.00	0.00	0.00	0.00
203-000-675.202		CONTRIBUTION FROM MAJOR STREET	212,017.50	282,690.00	301,130.00	301,130.00	225,846.00	25,094.00	75.00
203-000-680.100		MISC/TREES	3,922.50	27,817.75	4,780.00	11,500.00	18,766.00	0.00	163.18
203-000-699.000		APPROP OF PR YR FUND BALANCE	0.00	0.00	11,110.00	144,790.00	0.00	0.00	0.00
Total Dept 000 - GENERAL REVENUES									
			446,408.45	649,995.87	541,780.00	682,180.00	394,931.23	47,303.83	57.89
TOTAL REVENUES									
			446,408.45	649,995.87	541,780.00	682,180.00	394,931.23	47,303.83	57.89
Expenditures									
Dept 290 - ADMINISTRATION									
203-290-706.000		SALARY & WAGES/ FULL TIME	9,419.10	6,875.16	3,720.00	6,220.00	4,665.00	(3,337.60)	75.00
203-290-706.050		SALARY & WAGES/PART TIME	1,934.81	1,615.94	740.00	1,540.00	1,155.00	(214.24)	75.00
203-290-706.100		SALARY & WAGES/SICK	105.00	1,316.97	150.00	300.00	150.00	0.00	50.00
203-290-706.150		SALARY & WAGES/IN-LIEU HEALTH	15.00	74.91	30.00	150.00	107.26	0.00	71.51
203-290-706.300		SALARY & WAGES/LONGEVITY	25.00	25.00	50.00	50.00	25.00	0.00	50.00
203-290-706.350		SALARY & WAGES/PAGER PAY	0.00	0.00	50.00	50.00	0.00	0.00	0.00
203-290-706.600		SALARY & WAGES/VACATION PAYOF	0.00	0.00	150.00	150.00	0.00	0.00	0.00
203-290-709.000		SALARY & WAGES/OVERTIME	839.26	442.31	380.00	600.00	450.00	0.00	0.00
203-290-721.000		FRINGE BENEFITS	8,158.13	5,890.61	2,020.00	3,220.00	2,415.00	(1,527.07)	75.00
203-290-721.500		POST RETIREMENT BENEFITS	842.73	647.20	1,090.00	1,090.00	868.59	96.51	79.69
203-290-850.000		COMMUNICATIONS	1,008.62	309.26	500.00	1,050.00	787.50	(423.99)	75.00
203-290-940.000		EQUIPMENT RENTAL - FORCE ACCT	3,417.45	2,914.49	3,000.00	3,250.00	2,437.50	(1,923.14)	75.00
203-290-962.000		RESERVE FOR CONTINGENCIES	0.00	0.00	15,000.00	15,000.00	0.00	0.00	0.00
Total Dept 290 - ADMINISTRATION									
			25,765.10	20,111.85	26,880.00	32,670.00	13,060.85	(7,465.53)	39.98
Dept 463 - ROUTINE MAINTENANCE									
203-463-706.000		SALARY & WAGES/ FULL TIME	22,128.51	37,154.48	37,870.00	37,870.00	27,384.87	6,392.28	72.31
203-463-706.050		SALARY & WAGES/PART TIME	2,667.53	5,047.20	0.00	3,000.00	3,418.38	660.96	113.95
203-463-706.100		SALARY & WAGES/SICK	1,092.97	1,580.71	1,470.00	1,470.00	1,478.51	0.00	10.03
203-463-706.150		SALARY & WAGES/IN-LIEU HEALTH	170.48	315.88	180.00	180.00	0.00	0.00	0.00
203-463-706.300		SALARY & WAGES/LONGEVITY	554.73	554.73	310.00	560.00	551.06	0.00	98.40
203-463-706.350		SALARY & WAGES/PAGER PAY	922.04	922.04	660.00	1,500.00	1,031.45	0.00	68.76
203-463-706.550		SALARY & WAGES/WATER LICENSE	273.36	273.36	0.00	300.00	273.37	0.00	91.12
203-463-707.000		SALARY & WAGES/TEMP-SEASONAL	0.00	0.00	1,420.00	1,420.00	0.00	0.00	0.00
203-463-709.000		SALARY & WAGES/OVERTIME	714.02	1,210.37	2,400.00	2,400.00	681.00	128.00	28.38
203-463-721.000		FRINGE BENEFITS	655.46	1,329.68	1,190.00	1,190.00	902.24	221.97	75.82
203-463-721.500		POST RETIREMENT BENEFITS	3,941.54	12,408.41	20,550.00	20,550.00	14,348.28	3,112.71	69.82
203-463-740.000		OPERATING SUPPLIES	6,513.89	5,713.89	12,480.00	12,480.00	7,831.44	870.16	62.75
203-463-742.000		RESIDENT/TREES	9,853.35	12,381.03	12,000.00	12,000.00	12,365.48	1,562.50	103.05
203-463-818.000		CONTRACTUAL SERVICES	1,202.50	1,202.50	3,500.00	3,500.00	193.00	0.00	5.51
203-463-850.000		COMMUNICATIONS	17,505.03	21,231.36	7,500.00	7,500.00	2,555.43	0.00	34.07
203-463-910.000		INSURANCE & BONDS	2,880.58	4,678.58	4,000.00	4,000.00	2,091.65	565.69	52.29
203-463-940.000		EQUIPMENT RENTAL - FORCE ACCT	4,312.53	5,750.04	5,750.00	5,750.00	4,312.53	479.17	75.00
			7,382.62	11,351.81	6,000.00	6,000.00	5,199.87	1,923.14	86.66
Total Dept 463 - ROUTINE MAINTENANCE									
			82,771.14	123,106.07	117,280.00	121,670.00	83,287.56	15,916.58	68.45

GL NUMBER	DESCRIPTION	YTD BALANCE 03/31/2019	END BALANCE 06/30/2019	2019-20 ORIGINAL BUDGET	2019-20 AMENDED BUDGET	YTD BALANCE 03/31/2020	ACTIVITY FOR MONTH 03/31/20	% BDDT USED
		NORM (ABNORM)	NORM (ABNORM)			NORM (ABNORM)	INCR (DECR)	
Fund 203 - LOCAL STREET FUND								
Expenditures								
Dept 470 - STORMWATER SYSTEM MAINTENANCE	STORMWATER PERMIT FEES	0.00	1,000.00	1,000.00	1,000.00	1,000.00	0.00	100.00
203-470-825.500								
Total Dept 470 - STORMWATER SYSTEM MAINTENANCE		0.00	1,000.00	1,000.00	1,000.00	1,000.00	0.00	100.00
Dept 474 - TRAFFIC SIGNAL MAINTENANCE								
203-474-706.000	SALARY & WAGES/ FULL TIME	1,624.38	1,959.54	1,560.00	1,560.00	1,428.19	308.20	91.55
203-474-706.100	SALARY & WAGES/STICK	0.00	0.00	60.00	60.00	0.00	0.00	0.00
203-474-706.150	SALARY & WAGES/IN-LIEDU HEALTH	0.00	0.00	10.00	10.00	0.00	0.00	0.00
203-474-706.300	SALARY & WAGES/LONGEVITY	0.00	0.00	20.00	20.00	0.00	0.00	0.00
203-474-706.350	SALARY & WAGES/PAGER PAY	0.00	0.00	30.00	30.00	0.00	0.00	0.00
203-474-706.600	SALARY & WAGES/VACATION PAYOF	0.00	0.00	60.00	60.00	0.00	0.00	0.00
203-474-707.000	SALARY & WAGES/TEMP-SEASONAL	405.69	441.73	370.00	400.00	448.10	51.50	112.03
203-474-709.000	SALARY & WAGES/OVERTIME	218.62	298.99	20.00	20.00	0.00	0.00	0.00
203-474-721.000	FRINGE BENEFITS	366.66	728.52	830.00	830.00	785.94	194.91	94.69
203-474-721.500	POST RETIREMENT BENEFITS	(117.39)	250.04	520.00	520.00	325.44	194.91	36.16
203-474-740.000	OPERATING SUPPLIES	2,069.95	8,086.81	10,000.00	10,000.00	5,077.14	1,531.80	50.77
203-474-818.000	CONTRACTUAL SERVICES	0.00	0.00	10,000.00	10,000.00	7,312.88	0.00	73.13
203-474-940.000	EQUIPMENT RENTAL - FORCE ACCT	1,137.70	1,598.76	5,000.00	5,000.00	1,420.26	0.00	28.41
Total Dept 474 - TRAFFIC SIGNAL MAINTENANCE		5,705.61	13,364.39	28,480.00	28,510.00	16,797.95	2,122.57	58.92
Dept 479 - SNOW & ICE REMOVAL								
203-479-706.000	SALARY & WAGES/ FULL TIME	3,800.98	4,194.51	5,320.00	5,320.00	3,739.27	752.74	70.29
203-479-706.100	SALARY & WAGES/STICK	179.76	277.13	210.00	210.00	0.00	0.00	0.00
203-479-706.150	SALARY & WAGES/IN-LIEDU HEALTH	0.00	0.00	30.00	30.00	0.00	0.00	0.00
203-479-706.300	SALARY & WAGES/LONGEVITY	61.61	61.61	50.00	100.00	54.58	0.00	54.58
203-479-706.350	SALARY & WAGES/PAGER PAY	146.64	146.64	100.00	200.00	168.49	0.00	84.25
203-479-706.600	SALARY & WAGES/VACATION PAYOF	0.00	0.00	210.00	210.00	0.00	0.00	0.00
203-479-707.000	SALARY & WAGES/TEMP-SEASONAL	0.00	0.00	340.00	340.00	0.00	0.00	0.00
203-479-709.000	SALARY & WAGES/OVERTIME	2,647.52	2,647.52	2,560.00	2,600.00	2,894.95	179.01	111.34
203-479-721.000	FRINGE BENEFITS	2,342.32	2,023.85	2,840.00	2,840.00	3,015.04	494.19	106.16
203-479-721.500	POST RETIREMENT BENEFITS	559.38	851.32	1,780.00	1,780.00	1,114.47	123.83	62.61
203-479-725.500	MEAL ALLOWANCE	96.00	96.00	200.00	200.00	128.00	0.00	64.00
203-479-740.000	OPERATING SUPPLIES	13,835.08	20,129.79	22,500.00	22,500.00	9,396.14	240.30	41.76
203-479-818.000	CONTRACTUAL SERVICES	0.00	0.00	0.00	0.00	4,003.32	0.00	80.07
203-479-940.000	EQUIPMENT RENTAL - FORCE ACCT	3,958.05	3,958.05	12,000.00	12,000.00	8,523.84	0.00	71.03
Total Dept 479 - SNOW & ICE REMOVAL		27,627.34	34,386.42	48,140.00	53,330.00	33,081.85	1,802.57	62.03
Dept 485 - ROAD CONSTRUCTION								
203-485-818.406	CONT SVCS/ENG-ARCH	133,167.22	160,740.43	60,000.00	60,000.00	40,448.43	0.00	67.41
203-485-818.450	CONT SVCS/STREET CONSTRUCTION	348,814.39	405,303.53	260,000.00	385,000.00	383,426.94	0.00	99.59
Total Dept 485 - ROAD CONSTRUCTION		481,981.61	566,043.96	320,000.00	445,000.00	423,875.37	0.00	95.25
TOTAL EXPENDITURES								
		623,850.80	758,012.69	541,780.00	682,180.00	571,103.58	12,376.19	83.72
Fund 203 - LOCAL STREET FUND:								

REVENUE AND EXPENDITURE REPORT FOR CITY OF PLYMOUTH

PERIOD ENDING 03/31/2020

GL NUMBER	DESCRIPTION	YTD BALANCE	END BALANCE	2019-20		YTD BALANCE	ACTIVITY FOR	% BDCY USED
		03/31/2019	06/30/2019	ORIGINAL BUDGET	AMENDED BUDGET	03/31/2020	MONTH 03/31/20	
		NORM (ABNORM)	NORM (ABNORM)			NORM (ABNORM)	INCR (DECR)	
Fund 203 - LOCAL STREET FUND								
TOTAL REVENUES		446,408.45	649,995.87	541,780.00	682,180.00	394,931.23	47,303.83	57.89
TOTAL EXPENDITURES		623,850.80	758,012.69	541,780.00	682,180.00	571,103.58	12,376.19	83.72
NET OF REVENUES & EXPENDITURES		(177,442.35)	(108,016.82)	0.00	0.00	(176,172.35)	34,927.64	100.00
BEG. FUND BALANCE		299,335.22	299,335.22	191,318.40	191,318.40	191,318.40		
END FUND BALANCE		121,892.87	191,318.40	191,318.40	191,318.40	15,146.05		

REVENUE AND EXPENDITURE REPORT FOR CITY OF PLYMOUTH

PERIOD ENDING 03/31/2020

Fund	GL NUMBER	DESCRIPTION	YTD BALANCE	END BALANCE	2019-20	2019-20	YTD BALANCE	ACTIVITY FOR	% BUDGET USED	
			03/31/2019	06/30/2019	ORIGINAL BUDGET	AMENDED BUDGET	03/31/2020	MONTH 03/31/20		INCR (DECR)
			NORM (ABNORM)	NORM (ABNORM)			NORM (ABNORM)			
Fund 208 - RECREATION FUND										
Revenues										
Dept 021 - CULTURAL CENTER		ICE ARENA/RENTAL REVENUES	1,397.00	1,409.00	2,000.00	2,000.00	344.00	28.00	17.20	
208-021-650.200		ICE ARENA/RENTAL SKATES	9,663.75	10,374.75	12,000.00	12,000.00	6,687.00	195.00	55.73	
208-021-650.300		ICE ARENA/HOCKEY RENTALS	427,063.99	471,165.24	456,000.00	456,000.00	370,555.02	18,143.05	81.26	
208-021-650.400		ICE ARENA/DROP-IN ICE	7,813.00	9,433.00	0.00	6,000.00	8,017.00	435.00	133.82	
208-021-650.500		ICE ARENA/OTHER REVENUES	0.00	0.00	2,000.00	2,000.00	740.51	110.00	37.03	
208-021-651.300		GB/RECREATION SERVICES	28,179.25	31,870.00	40,000.00	40,000.00	18,045.00	1,561.25	45.11	
208-021-651.500		GB/RENTAL-CARD & MEETING ROOM	6,825.00	7,517.10	6,000.00	6,000.00	3,136.25	0.00	52.27	
208-021-651.600		GB/RENTAL-ARTS & CRAFTS ROOM	3,870.00	3,622.50	3,000.00	3,000.00	655.00	(360.00)	21.83	
208-021-651.700		GB/RENTAL-MULTI-PURPOSE ROOM	27,892.50	33,129.50	45,000.00	45,000.00	18,340.00	600.00	40.76	
208-021-653.300		ADVERTISING INCOME	497.00	497.00	2,000.00	2,000.00	0.00	0.00	0.00	
208-021-675.003		CONTRIBUTION/CC WIRELESS	0.00	0.00	2,000.00	2,000.00	0.00	0.00	0.00	
Total Dept 021 - CULTURAL CENTER REVENUES										
			513,201.49	569,018.09	570,000.00	576,000.00	426,519.78	20,712.30	74.05	
Dept 022 - ADMINISTRATIVE CHARGES										
208-022-665.000		INTEREST ON INVESTMENTS	1,723.98	2,766.85	50.00	1,500.00	2,055.48	100.44	137.03	
208-022-675.101		CONTRIBUTION FROM GENERAL FUN	170,000.00	250,000.00	200,000.00	215,000.00	185,000.00	25,000.00	86.05	
208-022-699.000		APPROP OF PR YR FUND BALANCE	0.00	0.00	55,580.00	51,430.00	0.00	0.00	0.00	
Total Dept 022 - ADMINISTRATIVE CHARGES										
			171,723.98	252,766.85	255,630.00	267,930.00	187,055.48	25,100.44	69.82	
Dept 023 - PROGRAM FEES & CHARGES										
208-023-650.500		ICE ARENA/BASIC SKILLS	9,709.00	10,624.00	18,000.00	18,000.00	23,236.00	486.00	129.09	
208-023-651.410		GB/SENIOR PROGRAMS-CLASSES	10,229.50	14,632.50	14,000.00	14,000.00	12,302.00	543.50	87.87	
208-023-651.420		GB/SENIORPROGRAMS-OTHER	95.00	95.00	0.00	0.00	0.00	0.00	0.00	
208-023-652.200		YOUTH ATHLETICS	4,344.00	5,632.00	15,000.00	15,000.00	2,274.00	2,520.00	15.16	
208-023-652.300		MIRACLE LEAGUE	10,420.00	11,538.00	9,100.00	9,100.00	11,137.00	4,105.00	122.32	
208-023-652.400		PCHA	11,429.75	22,254.75	30,000.00	30,000.00	1,775.00	390.00	5.92	
208-023-652.500		PCHA-MTNI MITES	7,032.00	6,882.00	15,000.00	15,000.00	6,809.00	1,189.00	45.39	
208-023-652.600		PLYMOUTH-CANTON STEELERS	21,156.40	29,256.88	30,000.00	2,500.00	2,203.53	0.00	88.14	
208-023-653.100		CLASS & SPECIAL EVENTS	25,695.38	28,409.46	42,000.00	42,000.00	15,021.00	(683.00)	35.76	
208-023-654.000		SOCCER REVENUES-REGISTRATIONS	84,014.21	166,375.21	175,000.00	175,000.00	91,507.65	801.00	52.29	
208-023-655.000		LIQUOR REVENUES	531.50	1,289.50	3,000.00	3,000.00	5,336.00	395.00	177.87	
Total Dept 023 - PROGRAM FEES & CHARGES										
			184,656.74	296,989.30	351,100.00	323,600.00	171,601.18	9,746.50	53.03	
TOTAL REVENUES										
			869,582.21	1,118,774.24	1,176,730.00	1,167,530.00	785,176.44	55,559.24	67.25	
Expenditures										
Dept 290 - ADMINISTRATION										
208-290-706.000		SALARY & WAGES/ FULL TIME	110,200.80	154,946.20	202,050.00	202,050.00	139,867.95	15,089.60	69.22	
208-290-706.050		SALARY & WAGES/PART TIME	36,381.28	53,433.20	27,330.00	27,330.00	14,488.83	1,298.30	53.01	
208-290-706.100		SALARY & WAGES/SICK	0.00	7,148.16	8,490.00	8,490.00	146.88	0.00	1.73	
208-290-706.150		SALARY & WAGES/TN-LIHD HEALTH	1,854.87	2,671.97	0.00	0.00	0.00	0.00	0.00	
208-290-706.300		SALARY & WAGES/LONGEVITY	1,850.00	1,850.00	2,550.00	2,550.00	1,900.00	0.00	74.51	
208-290-706.600		SALARY & WAGES/VACATION PAYOF	0.00	5,956.80	7,550.00	7,550.00	0.00	0.00	0.00	
208-290-707.000		SALARY & WAGES/TEMP-SEASONAL	33,146.58	46,385.95	52,150.00	52,150.00	34,852.37	5,516.06	66.83	
208-290-709.000		SALARY & WAGES/TEMP-OVERTIME	4,341.21	6,483.39	15,680.00	15,680.00	7,200.60	1,391.08	45.92	
208-290-721.000		FRINGE BENEFITS	51,533.01	66,530.86	100,870.00	100,870.00	73,294.07	8,432.99	72.66	
208-290-721.500		POST RETIREMENT BENEFITS	6,376.33	29,430.84	28,070.00	28,070.00	17,071.47	1,896.83	60.82	
208-290-725.000		EMPLOYEE TESTING & LICENSING	0.00	0.00	200.00	200.00	0.00	0.00	0.00	

Fund	DEPT	DESCRIPTION	YTD BALANCE	END BALANCE	2019-20	2019-20	YTD BALANCE	ACTIVITY FOR	BUDGET
			03/31/2019	06/30/2019	ORIGINAL	AMENDED BUDGET	03/31/2020	MONTH 03/31/20	% BUDGET USED
			NORM (ABNORM)	NORM (ABNORM)	BUDGET	AMENDED BUDGET	NORM (ABNORM)	INCR (DECR)	
Fund 208 - RECREATION FUND									
Expenditures									
208-290-727.000		OFFICE SUPPLIES	0.00	0.00	1,000.00	1,000.00	66.00	0.00	6.60
208-290-728.000		POSTAGE	2,841.79	2,887.35	8,500.00	8,500.00	2,783.79	0.00	32.75
208-290-740.000		OPERATING SUPPLIES	16,372.21	20,867.29	22,000.00	22,000.00	16,331.77	34.64	74.24
208-290-740.500		OPERATING SUPPLIES/ROOM RENT	0.00	0.00	500.00	500.00	0.00	0.00	0.00
208-290-740.600		OPERATING SUPPLIES/LINEN	3,370.24	4,535.11	3,800.00	3,800.00	3,082.32	217.86	81.11
208-290-741.000		UNIFORMS	0.00	0.00	1,500.00	1,500.00	779.00	0.00	51.93
208-290-801.000		CREDIT CARD FEES	13,787.22	17,083.06	11,000.00	11,000.00	13,208.48	32.02	120.08
208-290-815.000		ADMINISTRATIVE SERVICES	10,950.03	14,600.04	14,600.00	14,600.00	10,950.03	1,216.67	75.00
208-290-818.000		CONTRACTUAL SERVICES	15,242.07	27,035.34	24,000.00	24,000.00	24,325.27	697.82	101.36
208-290-850.000		COMMUNICATIONS	11,755.00	15,103.13	3,000.00	3,000.00	10,248.27	1,097.02	128.10
208-290-860.000		TRANSPORTATION	0.00	0.00	100.00	100.00	0.00	0.00	0.00
208-290-864.000		CONFERENCES & MEETINGS	0.00	1,000.00	1,500.00	1,500.00	0.00	0.00	0.00
208-290-900.000		PRINTING & PUBLISHING	4,595.80	4,707.32	5,000.00	5,000.00	4,663.50	0.00	93.27
208-290-910.000		INSURANCE & BONDS	42,750.00	57,000.00	57,000.00	57,000.00	42,750.00	0.00	75.00
208-290-920.000		PUBLIC UTILITIES	104,414.30	148,704.25	145,000.00	145,000.00	109,646.56	13,993.18	75.62
208-290-921.000		REIMBURSEMENT/GEOTHERMAL PROJ	72,434.97	96,579.96	96,580.00	96,580.00	72,434.97	8,048.33	75.00
208-290-930.000		REPAIRS & MAINTENANCE	15,572.95	23,568.40	28,000.00	28,000.00	21,161.78	208.21	75.58
208-290-938.000		EQUIPMENT LEASE EXPENSE	1,486.44	1,806.45	4,600.00	4,600.00	1,404.04	148.34	30.52
208-290-940.000		EQUIPMENT RENTAL - FORCE ACCT	14,992.00	19,992.00	22,000.00	22,000.00	14,328.00	0.00	65.13
208-290-956.000		MISCELLANEOUS	88.67	88.67	550.00	550.00	0.00	0.00	0.00
208-290-957.000		TRAINING EXPENSES	625.00	662.68	700.00	700.00	0.00	0.00	0.00
208-290-958.000		MEMBERSHIPS & DUES	346.00	1,704.56	1,350.00	1,350.00	1,127.25	0.00	83.50
208-290-962.000		RESERVE FOR CONTINGENCIES	0.00	0.00	10,000.00	10,000.00	0.00	0.00	0.00
208-290-965.402		CONTRIBUTION TO REC CAP IMP F	2,333.33	4,000.00	4,000.00	4,000.00	2,999.97	333.33	75.00
208-290-965.661		CONTRIBUTION TO EQ FUND	20,507.66	20,507.66	18,930.00	18,930.00	14,197.50	1,577.50	75.00
Total Dept 290 - ADMINISTRATION									
			600,151.76	857,270.64	930,150.00	925,150.00	655,310.68	65,979.78	70.83
Dept 720 - BASIC SKILLS									
208-720-707.000		SALARY & WAGES/TEMP-SEASONAL	1,659.20	4,049.24	7,200.00	7,200.00	5,844.42	2,377.40	81.17
208-720-721.000		FRINGE BENEFITS	126.93	309.77	0.00	300.00	447.13	181.89	149.04
208-720-740.000		OPERATING SUPPLIES	974.96	1,541.21	500.00	2,000.00	1,964.75	777.50	98.24
208-720-818.000		CONTRACTUAL SERVICES	0.00	0.00	500.00	500.00	0.00	0.00	0.00
Total Dept 720 - BASIC SKILLS									
			2,761.09	5,900.22	8,200.00	10,000.00	8,256.30	3,336.79	82.56
Dept 740 - RECREATION VENDING									
208-740-740.000		OPERATING SUPPLIES	417.35	417.35	1,000.00	1,000.00	0.00	0.00	0.00
Total Dept 740 - RECREATION VENDING									
			417.35	417.35	1,000.00	1,000.00	0.00	0.00	0.00
Dept 745 - RECREATION SERVICES									
208-745-707.000		SALARY & WAGES/TEMP-SEASONAL	12,493.22	14,647.82	14,000.00	14,000.00	9,331.38	717.50	66.65
208-745-709.000		SALARY & WAGES/OVERTIME	0.00	31.20	300.00	300.00	63.75	0.00	21.25
208-745-721.000		FRINGE BENEFITS	904.97	1,138.22	1,170.00	1,170.00	718.78	54.89	61.43
208-745-740.000		OPERATING SUPPLIES	18,109.57	21,165.11	19,000.00	19,000.00	13,983.31	1,017.20	73.60
208-745-740.200		OPERATING SUPPLIES/VENDING	0.00	0.00	0.00	500.00	436.15	0.00	87.23
208-745-818.000		CONTRACTUAL SERVICES	0.00	0.00	50.00	50.00	0.00	0.00	0.00
208-745-920.000		PUBLIC UTILITIES	0.00	0.00	50.00	50.00	0.00	0.00	0.00
208-745-930.000		REPAIRS & MAINTENANCE	0.00	0.00	100.00	100.00	0.00	0.00	0.00
Total Dept 745 - RECREATION SERVICES									
			31,507.76	36,982.35	34,670.00	35,170.00	24,533.37	1,789.59	69.76

GL NUMBER	DESCRIPTION	YTD BALANCE	END BALANCE	2019-20 ORIGINAL BUDGET	2019-20 AMENDED BUDGET	YTD BALANCE	ACTIVITY FOR MONTH 03/31/20	% BDCY USED
		03/31/2019 NORM (ABNORM)	06/30/2019 NORM (ABNORM)			03/31/2020 NORM (ABNORM)		
Fund 208 - RECREATION FUND								
Expenditures								
Dept 749 - YOUTH ATHLETICS								
208-749-707.000	SALARY & WAGES/TEMP-SEASONAL	57.04	57.04	1,500.00	1,500.00	0.00	0.00	0.00
208-749-721.000	FRINGE BENEFITS	(3.11)	(0.01)	330.00	330.00	0.00	0.00	0.00
208-749-740.000	OPERATING SUPPLIES	445.00	3,072.80	2,500.00	2,500.00	1,000.00	1,000.00	40.00
208-749-818.000	CONTRACTUAL SERVICES	0.00	0.00	1,000.00	1,000.00	0.00	0.00	0.00
208-749-920.000	PUBLIC UTILITIES	217.16	326.16	800.00	800.00	230.13	28.33	28.77
208-749-930.000	REPAIRS & MAINTENANCE	0.00	455.00	700.00	700.00	0.00	0.00	0.00
Total Dept 749 - YOUTH ATHLETICS								
		716.09	3,910.99	6,830.00	6,830.00	1,230.13	1,028.33	18.01
Dept 750 - MIRACLE LEAGUE								
208-750-818.000 CONTRACTUAL SERVICES								
		660.00	12,250.00	9,100.00	9,100.00	0.00	0.00	0.00
Total Dept 750 - MIRACLE LEAGUE								
		660.00	12,250.00	9,100.00	9,100.00	0.00	0.00	0.00
Dept 751 - PCHA								
208-751-707.000 SALARY & WAGES/TEMP-SEASONAL								
		3,492.99	4,080.99	7,500.00	7,500.00	2,674.20	994.27	35.66
208-751-721.000	FRINGE BENEFITS	267.24	312.21	620.00	620.00	207.62	78.62	33.49
208-751-740.000	OPERATING SUPPLIES	19,331.62	20,779.62	1,800.00	21,000.00	10,946.33	986.70	52.13
208-751-818.000	CONTRACTUAL SERVICES	0.00	0.00	500.00	500.00	0.00	0.00	0.00
Total Dept 751 - PCHA								
		23,091.85	25,172.82	10,420.00	29,620.00	13,828.15	2,059.59	46.69
Dept 752 - PCHA -MINT MITES								
208-752-707.000 SALARY & WAGES/TEMP-SEASONAL								
		330.54	435.54	1,000.00	1,000.00	29.84	29.84	2.98
208-752-709.000	SALARY & WAGES/OVERTIME	44.36	319.24	0.00	100.00	44.97	0.00	44.97
208-752-721.000	FRINGE BENEFITS	34.93	57.14	250.00	250.00	9.33	2.28	3.73
208-752-721.500	POST RETIREMENT BENEFITS	(32.04)	0.00	0.00	0.00	0.00	0.00	0.00
208-752-740.000	OPERATING SUPPLIES	526.98	526.98	1,000.00	1,000.00	218.00	0.00	21.80
208-752-818.000	CONTRACTUAL SERVICES	1,589.70	2,333.45	5,000.00	5,000.00	1,495.88	744.00	29.92
Total Dept 752 - PCHA -MINT MITES								
		2,494.47	3,672.35	7,250.00	7,350.00	1,798.02	776.12	24.46
Dept 753 - MSD SERVICES EXPENDITURES								
208-753-706.000 SALARY & WAGES/ FULL TIME								
		656.14	1,231.23	2,330.00	2,330.00	1,094.25	54.58	46.96
208-753-706.100	SALARY & WAGES/SICK	0.00	0.00	90.00	90.00	0.00	0.00	0.00
208-753-706.150	SALARY & WAGES/IN-LIEU HEALTH	0.00	0.00	20.00	20.00	0.00	0.00	0.00
208-753-706.300	SALARY & WAGES/LONGEVITY	0.00	0.00	20.00	20.00	0.00	0.00	0.00
208-753-706.350	SALARY & WAGES/PAGER PAY	0.00	0.00	50.00	50.00	0.00	0.00	0.00
208-753-706.600	SALARY & WAGES/VACATION PAYOFF	0.00	0.00	90.00	90.00	0.00	0.00	0.00
208-753-707.000	SALARY & WAGES/TEMP-SEASONAL	117.90	164.90	130.00	130.00	66.20	25.00	50.92
208-753-721.000	FRINGE BENEFITS	134.78	417.75	1,250.00	1,250.00	489.11	25.33	39.13
208-753-721.500	POST RETIREMENT BENEFITS	82.13	350.35	780.00	780.00	488.25	54.25	62.60
208-753-725.500	MEAL ALLOWANCE	0.00	16.00	0.00	0.00	0.00	0.00	0.00
208-753-740.000	OPERATING SUPPLIES	192.50	583.76	500.00	500.00	1,700.00	0.00	98.03
208-753-818.000	CONTRACTUAL SERVICES	595.00	1,045.24	200.00	200.00	0.00	0.00	0.00
208-753-940.000	EQUIPMENT RENTAL - FORCE ACCT	448.06	1,120.82	4,000.00	4,000.00	614.20	0.00	15.36
Total Dept 753 - MSD SERVICES EXPENDITURES								
		2,226.51	4,930.05	9,460.00	10,660.00	4,418.44	159.16	41.45
Dept 754 - SOCCER								

PERIOD ENDING 03/31/2020

GL NUMBER	DESCRIPTION	YTD BALANCE	END BALANCE	2019-20	2019-20	YTD BALANCE	ACTIVITY FOR	%	
		03/31/2019	06/30/2019	ORIGINAL BUDGET	AMENDED BUDGET	03/31/2020	MONTH 03/31/20	BDGT USED	
		NORM (ABNORM)	NORM (ABNORM)			NORM (ABNORM)	INCR (DECR)		
Fund 208 - RECREATION FUND									
Expenditures									
208-754-707.000	SALARY & WAGES/TEMP-SEASONAL	0.00	0.00	1,000.00	1,000.00	0.00	0.00	0.00	
208-754-721.000	FRINGE BENEFITS	(13.03)	0.00	250.00	250.00	0.00	0.00	0.00	
208-754-740.000	OPERATING SUPPLIES	51,066.78	62,800.76	58,000.00	58,000.00	56,560.30	7,231.96	97.52	
208-754-818.000	CONTRACTUAL SERVICES	29,280.06	34,605.06	32,000.00	32,000.00	21,124.05	0.00	66.01	
208-754-864.000	CONFERENCES & MEETINGS	0.00	0.00	600.00	600.00	0.00	0.00	0.00	
208-754-930.000	REPAIRS & MAINTENANCE	0.00	1,694.14	3,000.00	3,000.00	1,500.00	0.00	50.00	
Total Dept 754 - SOCCER		80,333.81	99,099.96	94,850.00	94,850.00	79,184.35	7,231.96	83.48	
Dept 755 - LIQUOR									
208-755-740.000	OPERATING SUPPLIES	104.12	104.12	520.00	520.00	0.00	0.00	0.00	
208-755-740.300	OPERATING SUPPLIES/LIQUOR	1,300.00	1,789.78	3,000.00	3,000.00	3,320.09	1,552.81	110.67	
208-755-818.000	CONTRACTUAL SERVICES	135.00	480.00	1,000.00	1,000.00	315.00	0.00	31.50	
Total Dept 755 - LIQUOR		1,539.12	2,373.90	4,520.00	4,520.00	3,635.09	1,552.81	80.42	
Dept 757 - CLASSES & SPECIAL EVENTS									
208-757-707.000	SALARY & WAGES/TEMP-SEASONAL	0.00	0.00	200.00	200.00	0.00	0.00	0.00	
208-757-710.000	SALARY & WAGES/CONTRACTUAL	0.00	0.00	200.00	200.00	0.00	0.00	0.00	
208-757-721.000	FRINGE BENEFITS	0.00	0.00	50.00	50.00	0.00	0.00	0.00	
208-757-740.000	OPERATING SUPPLIES	392.46	392.46	1,500.00	1,500.00	1,248.62	54.95	83.24	
208-757-818.000	CONTRACTUAL SERVICES	10,784.55	15,242.28	22,000.00	22,000.00	7,651.20	1,691.00	34.78	
208-757-875.000	PROGRAM ADVERTISING	0.00	0.00	200.00	200.00	0.00	0.00	0.00	
Total Dept 757 - CLASSES & SPECIAL EVENTS		11,177.01	15,634.74	24,150.00	24,150.00	8,899.82	1,745.95	36.85	
Dept 758 - THERAPEUTIC PROGRAM									
208-758-818.000	CONTRACTUAL SERVICES	0.00	0.00	1,000.00	1,000.00	0.00	0.00	0.00	
Total Dept 758 - THERAPEUTIC PROGRAM		0.00	0.00	1,000.00	1,000.00	0.00	0.00	0.00	
Dept 760 - SENIOR PROGRAMS - CLASSES									
208-760-707.000	SALARY & WAGES/TEMP-SEASONAL	2,241.62	3,293.08	4,000.00	4,000.00	2,464.66	285.84	61.62	
208-760-721.000	FRINGE BENEFITS	150.19	249.24	330.00	330.00	242.70	28.15	73.55	
208-760-740.000	OPERATING SUPPLIES	0.00	0.00	900.00	900.00	0.00	0.00	0.00	
208-760-818.000	CONTRACTUAL SERVICES	0.00	0.00	400.00	400.00	0.00	0.00	0.00	
Total Dept 760 - SENIOR PROGRAMS - CLASSES		2,391.81	3,542.32	5,630.00	5,630.00	2,707.36	313.99	48.09	
Dept 762 - PLYMOUTH-CANTON STEELERS									
208-762-818.000	CONTRACTUAL SERVICES	14,325.00	27,900.00	29,500.00	2,500.00	2,100.00	0.00	84.00	
Total Dept 762 - PLYMOUTH-CANTON STEELERS		14,325.00	27,900.00	29,500.00	2,500.00	2,100.00	0.00	84.00	
TOTAL EXPENDITURES									
		773,793.63	1,099,057.69	1,176,730.00	1,167,530.00	805,901.71	85,974.07	69.03	
Fund 208 - RECREATION FUND:									

REVENUE AND EXPENDITURE REPORT FOR CITY OF PLYMOUTH

PERIOD ENDING 03/31/2020

GL NUMBER	DESCRIPTION	YTD BALANCE	END BALANCE	2019-20	2019-20	YTD BALANCE	ACTIVITY FOR	% BDGT USED	
		03/31/2019	06/30/2019	ORIGINAL BUDGET	AMENDED BUDGET	03/31/2020	MONTH 03/31/20		
		NORM (ABNORM)	NORM (ABNORM)			NORM (ABNORM)	INCR (DECR)		
Fund 208 - RECREATION FUND									
TOTAL REVENUES		869,582.21	1,118,774.24	1,176,730.00	1,167,530.00	785,176.44	55,559.24	67.25	
TOTAL EXPENDITURES		773,793.63	1,099,057.69	1,176,730.00	1,167,530.00	805,901.71	85,974.07	69.03	
NET OF REVENUES & EXPENDITURES		95,788.58	19,716.55	0.00	0.00	(20,725.27)	(30,414.83)	100.00	
BEG. FUND BALANCE		103,486.24	103,486.24	123,202.79	123,202.79	123,202.79			
END FUND BALANCE		199,274.82	123,202.79	123,202.79	123,202.79	102,477.52			

GL NUMBER	DESCRIPTION	YTD BALANCE 03/31/2019	END BALANCE 06/30/2019	2019-20 ORIGINAL BUDGET	2019-20 AMENDED BUDGET	YTD BALANCE 03/31/2020	ACTIVITY FOR MONTH 03/31/20	% BDET USED
		NORM (ABNORM)	NORM (ABNORM)			NORM (ABNORM)	INCR (DECR)	
Fund 226 - WASTE AND RECYCLING FUND								
Revenues								
Dept 000 - GENERAL REVENUES								
226-000-403.000	CURRENT PROPERTY TAX/REAL	917,228.89	920,030.00	982,630.00	982,630.00	964,994.05	19,250.22	98.20
	PRIOR YEAR TAX REFUNDS	0.00	0.00	(2,950.00)	(2,950.00)	0.00	0.00	0.00
226-000-408.000	CURRENT PROP TAX/CFT-IFT	1,112.01	1,112.01	1,010.00	1,030.00	1,018.83	0.00	98.92
226-000-437.000	PENALTIES & INTEREST	1,557.78	3,142.04	7,860.00	7,860.00	2,298.88	2,298.88	29.25
226-000-445.000	LOCAL COMMUNITY STABILIZATION	18,868.44	40,121.58	18,800.00	19,700.00	19,685.73	0.00	99.93
226-000-635.000	SOLID WASTE DISPOSAL FEES	267,662.50	360,518.64	348,750.00	362,750.00	278,240.25	31,580.25	76.70
226-000-635.500	SOLID WASTE OPT-IN FEES	0.00	0.00	250.00	250.00	0.00	0.00	0.00
226-000-635.900	SOLID WASTE PENALTIES & INT	7,257.54	9,381.21	11,000.00	11,000.00	5,726.05	(22.72)	52.06
226-000-636.000	BAG/TAG SALES	4,174.00	5,281.00	5,000.00	5,000.00	3,584.00	210.00	71.68
226-000-637.000	SPECIAL REFUSE	3,316.00	4,637.00	3,000.00	3,000.00	3,814.00	123.00	127.13
226-000-638.000	TRANSFER STATION	3,782.00	6,456.00	4,000.00	4,000.00	4,893.00	336.00	122.33
226-000-639.000	RECYCLE BINS	0.00	0.00	2,500.00	2,500.00	0.00	0.00	0.00
226-000-665.000	INTEREST ON INVESTMENTS	8,482.97	12,230.79	50.00	50.00	7,111.54	216.03	108.57
226-000-675.101	CONTRIBUTION FROM GENERAL FUN	0.00	0.00	67,925.00	12,925.00	12,925.00	0.00	100.00
226-000-680.000	OTHER INCOME	840.00	1,200.00	2,000.00	2,000.00	267.25	0.00	13.36
Total Dept 000 - GENERAL REVENUES		1,234,282.13	1,364,110.27	1,451,885.00	1,418,305.00	1,304,558.58	53,991.66	91.98
TOTAL REVENUES								
Expenditures								
Dept 521 - RECYCLING								
226-521-706.000	SALARY & WAGES/ FULL TIME	116,043.24	158,908.48	166,650.00	166,650.00	116,691.96	11,552.60	70.02
226-521-706.050	SALARY & WAGES/PART TIME	0.00	0.00	13,280.00	13,280.00	0.00	0.00	0.00
226-521-706.100	SALARY & WAGES/SICK	1,945.14	5,556.78	6,470.00	6,470.00	1,224.98	0.00	18.93
226-521-706.150	SALARY & WAGES/IN-LIED HEALTH	0.00	0.00	920.00	920.00	0.00	0.00	0.00
226-521-706.300	SALARY & WAGES/LONGEVITY	736.88	736.88	1,560.00	1,560.00	743.76	0.00	47.68
226-521-706.350	SALARY & WAGES/PAGER PAY	812.48	812.48	2,340.00	2,340.00	899.98	0.00	38.46
226-521-706.550	SALARY & WAGES/WATER LICENSE	328.11	328.11	0.00	350.00	328.12	0.00	93.75
226-521-706.600	SALARY & WAGES/VACATION PAYOF	0.00	0.00	6,380.00	6,380.00	0.00	0.00	0.00
226-521-707.000	SALARY & WAGES/TEMP-SEASONAL	6,992.64	11,875.14	11,830.00	11,830.00	7,218.22	279.50	61.02
226-521-709.000	SALARY & WAGES/OVERTIME	16,441.43	19,670.56	15,130.00	15,130.00	14,458.98	468.70	95.56
226-521-721.000	FRINGE BENEFITS	61,041.78	81,698.94	87,450.00	87,450.00	61,790.83	6,092.87	70.66
226-521-721.500	POST RETIREMENT BENEFITS	15,167.88	27,607.30	49,080.00	49,080.00	32,606.28	3,622.92	66.43
226-521-725.500	MEAL ALLOWANCE	240.72	760.07	300.00	400.00	352.00	0.00	88.00
226-521-728.000	POSTAGE	1,775.00	1,854.00	2,000.00	3,000.00	1,875.00	975.00	62.50
226-521-740.000	OPERATING SUPPLIES/BAGS-OTHER	22,991.52	62,186.64	12,000.00	13,000.00	13,638.25	405.02	104.91
226-521-815.000	ADMINISTRATIVE SERVICES	0.00	593.58	0.00	0.00	2,676.50	2,676.50	100.00
226-521-818.000	CONTRACTUAL SERVICES	123,607.53	164,810.04	169,750.00	169,750.00	127,312.47	14,145.83	75.00
226-521-818.801	CONT SRVC/RESIDENTS	204,825.99	351,995.87	365,000.00	365,000.00	56,085.31	1,497.05	56.09
226-521-818.802	CONT SRVC/RECYCLING	7,631.72	9,131.72	96,000.00	110,000.00	176,603.82	0.00	48.38
226-521-818.803	CONT SRVC/LEAF COLLECTION	31,442.22	31,442.22	50,000.00	50,000.00	54,210.02	0.00	49.28
226-521-818.804	CONT SRVC/TRANSFER STATION	6,300.01	10,441.71	14,000.00	14,000.00	8,099.11	1,021.30	57.85
226-521-818.805	CONT SRVC/HAZARDOUS WASTE	0.00	0.00	12,000.00	12,000.00	0.00	0.00	0.00
226-521-850.000	COMMUNICATIONS	4,083.80	5,385.57	5,000.00	5,000.00	3,202.51	141.70	64.05
226-521-860.000	TRANSPORTATION	0.00	0.00	0.00	0.00	84.00	0.00	100.00
226-521-900.000	PRINTING & PUBLISHING	950.00	1,704.00	1,500.00	2,500.00	2,051.00	0.00	82.04
226-521-910.000	INSURANCE & BONDS	3,975.03	5,300.04	5,300.00	5,300.00	3,975.03	441.67	75.00
226-521-940.000	EQUIPMENT RENTAL - FORCE ACCT	123,527.14	166,663.15	145,000.00	145,000.00	120,288.20	0.00	82.96
226-521-940.100	EQUIPMENT RENTAL / SUPPLEMENT	4,500.00	6,000.00	6,000.00	6,000.00	4,500.00	500.00	75.00
226-521-956.000	MISCELLANEOUS	3,882.34	3,883.30	0.00	5,000.00	4,686.92	0.00	93.74
226-521-962.000	RESERVE FOR CONTINGENCIES	0.00	0.00	25,000.00	20,915.00	0.00	0.00	0.00

REVENUE AND EXPENDITURE REPORT FOR CITY OF PLYMOUTH

PERIOD ENDING 03/31/2020

GL NUMBER	DESCRIPTION	YTD BALANCE 03/31/2019	END BALANCE 06/30/2019	2019-20 ORIGINAL BUDGET	2019-20 AMENDED BUDGET	YTD BALANCE 03/31/2020	ACTIVITY FOR MONTH 03/31/20	% BDE USED	
		NORM (ABNORM)	NORM (ABNORM)			NORM (ABNORM)	INCR (DECR)		
Fund 226 - WASTE AND RECYCLING FUND									
Expenditures									
226-521-965.101	CONTRIBUTION TO GENERAL FUND	550,000.00	0.00	51,945.00	0.00	0.00	0.00	0.00	
226-521-977.000	CAP OUTLAY/EQUIPMENT	0.00	0.00	30,000.00	30,000.00	0.00	0.00	0.00	
Total Dept 521 - RECYCLING		1,438,769.05	1,302,684.31	1,451,885.00	1,418,305.00	851,406.25	43,820.66	60.03	
TOTAL EXPENDITURES		1,438,769.05	1,302,684.31	1,451,885.00	1,418,305.00	851,406.25	43,820.66	60.03	
Fund 226 - WASTE AND RECYCLING FUND:									
TOTAL REVENUES		1,234,282.13	1,364,110.27	1,451,885.00	1,418,305.00	1,304,558.58	53,991.66	91.98	
TOTAL EXPENDITURES		1,438,769.05	1,302,684.31	1,451,885.00	1,418,305.00	851,406.25	43,820.66	60.03	
NET OF REVENUES & EXPENDITURES		(204,486.92)	61,425.96	0.00	0.00	453,152.33	10,171.00	100.00	
BEG. FUND BALANCE		851,212.97	851,212.97	912,638.93	912,638.93	912,638.93			
END FUND BALANCE		646,726.05	912,638.93	912,638.93	912,638.93	1,365,791.26			

REVENUE AND EXPENDITURE REPORT FOR CITY OF PLYMOUTH

PERIOD ENDING 03/31/2020

GL NUMBER	DESCRIPTION	YTD BALANCE	END BALANCE	2019-20		YTD BALANCE	ACTIVITY FOR	% BDC	
		03/31/2019	06/30/2019	ORIGINAL	AMENDED BUDGET	03/31/2020	MONTH 03/31/20		INCR (DECR)
NORM (ABNORM)		NORM (ABNORM)	NORM (ABNORM)	BUDGET	AMENDED BUDGET	NORM (ABNORM)			
Fund 248 - DOWNTOWN DEV AUTH/OPERATING FD									
Revenues									
Dept 000 - GENERAL REVENUES									
248-000-403.000	CURRENT PROPERTY TAX/REAL	842,671.77	919,704.61	987,640.00	987,640.00	1,013,692.03	0.00	102.64	
248-000-405.000	TAXES RECOVERED BY COUNTY	0.00	0.00	(3,000.00)	(3,000.00)	0.00	0.00	0.00	
248-000-409.000	PERSONAL PROPERTY TAX REPL RE	0.00	0.00	8,000.00	8,000.00	0.00	0.00	0.00	
248-000-573.000	LOCAL COMMUNITY STABILIZATION	7,606.72	7,606.72	7,500.00	7,500.00	0.00	0.00	0.00	
248-000-620.000	CONCERT REVENUES	43,500.00	63,500.00	50,000.00	50,000.00	44,200.00	0.00	88.40	
248-000-621.000	BENCH SALE REVENUES	1,641.41	1,641.41	1,000.00	1,000.00	1,000.00	0.00	100.00	
248-000-665.000	INTEREST ON INVESTMENTS	2,666.35	8,522.38	50.00	50.00	5,316.09	211.89	10,632.1	
248-000-675.000	CONF FROM PRIVATE SOURCES	0.00	0.00	10,000.00	10,000.00	0.00	0.00	0.00	
248-000-675.095	CONTRIBUTIONS FOR LIGHT DECOR	0.00	0.00	1,500.00	1,500.00	0.00	0.00	0.00	
248-000-680.000	OTHER INCOME	900.00	900.00	0.00	0.00	1,325.00	0.00	100.00	
248-000-684.000	OFFICE RENTAL - DDA/587 ANN A	36,825.00	48,100.00	53,100.00	53,100.00	24,225.00	2,425.00	45.62	
Total Dept 000 - GENERAL REVENUES									
		935,811.25	1,049,975.12	1,115,790.00	1,115,790.00	1,089,758.12	2,636.89	97.67	
TOTAL REVENUES									
		935,811.25	1,049,975.12	1,115,790.00	1,115,790.00	1,089,758.12	2,636.89	97.67	
Expenditures									
Dept 290 - ADMINISTRATION									
248-290-706.000	SALARY & WAGES/ FULL TIME	75,893.25	106,798.10	112,490.00	112,490.00	76,648.34	7,503.55	68.14	
248-290-706.100	SALARY & WAGES/SICK	0.00	3,022.08	4,730.00	4,730.00	0.00	0.00	0.00	
248-290-706.300	SALARY & WAGES/LONGEVITY	450.00	450.00	500.00	500.00	500.00	0.00	100.00	
248-290-706.600	SALARY & WAGES/VACATION PAYOFF	0.00	2,518.40	3,020.00	3,020.00	0.00	0.00	0.00	
248-290-707.000	SALARY & WAGES/TEMP-SEASONAL	2,259.00	2,865.75	0.00	0.00	1,743.75	0.00	100.00	
248-290-709.000	SALARY & WAGES/OVERTIME	809.79	1,289.62	800.00	800.00	1,407.32	30.60	175.92	
248-290-721.000	FRINGE BENEFITS	25,097.42	33,504.46	60,365.00	60,365.00	37,214.69	3,571.22	61.65	
248-290-721.500	POST RETIREMENT BENEFITS	24,996.99	21,415.18	17,420.00	17,420.00	12,389.31	1,376.59	71.12	
248-290-727.000	OFFICE SUPPLIES	312.12	312.12	500.00	500.00	32.97	0.00	6.59	
248-290-728.000	POSTAGE	129.47	176.78	200.00	200.00	38.50	0.00	19.25	
248-290-740.000	OPERATING SUPPLIES	666.56	1,103.52	1,200.00	1,200.00	954.90	0.00	79.58	
248-290-815.000	ADMINISTRATIVE SERVICES	43,447.50	57,930.00	59,670.00	59,670.00	44,752.50	4,972.50	75.00	
248-290-818.000	CONTRACTUAL SERVICES	7,364.00	16,897.65	9,000.00	9,000.00	12,177.31	3,414.51	135.30	
248-290-850.000	COMMUNICATIONS	3,160.48	4,687.26	2,000.00	2,000.00	2,251.40	210.43	112.57	
248-290-860.000	TRANSPORTATION	96.75	411.11	300.00	300.00	251.72	0.00	83.91	
248-290-864.000	CONFERENCES & MEETINGS	105.00	190.00	1,500.00	1,500.00	485.38	0.00	32.36	
248-290-865.000	PUBLIC RELATIONS EXPENSE	141.90	241.90	300.00	300.00	0.00	0.00	0.00	
248-290-900.000	PRINTING & PUBLISHING	101.90	63.50	200.00	200.00	0.00	0.00	0.00	
248-290-920.000	PUBLIC UTILITIES	1,610.50	2,225.66	2,580.00	2,580.00	1,610.20	250.15	62.41	
248-290-925.000	SUBSCRIPTIONS & PUBLICATIONS	0.00	0.00	100.00	100.00	0.00	0.00	0.00	
248-290-930.000	REPAIRS & MAINTENANCE	1,760.00	1,760.00	5,000.00	5,000.00	2,155.04	0.00	43.10	
248-290-938.000	EQUIPMENT LEASE EXPENSE	20.84	33.07	1,200.00	1,200.00	149.69	3.14	12.47	
248-290-940.000	EQUIPMENT RENTAL - FORCE ACCT	495.00	645.00	690.00	690.00	400.00	0.00	57.97	
248-290-942.000	OFFICE RENT	13,900.00	16,700.00	18,540.00	18,540.00	14,400.00	1,450.00	77.67	
248-290-957.000	TRAINING EXPENSES	129.14	173.17	600.00	600.00	65.87	0.00	10.98	
248-290-958.000	MEMBERSHIPS & DUES	1,030.00	1,030.00	1,200.00	1,200.00	1,130.00	0.00	94.17	
248-290-962.000	RESERVE FOR CONTINGENCIES	0.00	0.00	123,915.00	123,915.00	0.00	0.00	0.00	
Total Dept 290 - ADMINISTRATION									
		203,875.71	276,444.33	428,020.00	428,020.00	210,758.89	22,782.69	51.52	
Dept 301 - POLICE DEPARTMENT									
248-301-706.000	SALARY & WAGES/ FULL TIME	11,861.31	16,950.65	20,600.00	20,600.00	13,634.86	1,562.57	66.19	
248-301-706.100	SALARY & WAGES/SICK	0.00	94.32	0.00	0.00	0.00	0.00	0.00	
248-301-706.200	SALARY & WAGES/HOLIDAY PAY	653.28	653.28	910.00	910.00	872.65	0.00	95.90	
248-301-706.400	SALARY & WAGES/UNIFORM ALLOW	70.15	415.70	130.00	130.00	151.32	0.00	116.40	

GL NUMBER	DESCRIPTION	YTD BALANCE 03/31/2019	END BALANCE 06/30/2019	ORIGINAL BUDGET	AMENDED BUDGET	YTD BALANCE 03/31/2020	ACTIVITY FOR MONTH 03/31/20	% BDT & USED
FUND 248 - DOWNTOWN DEV AUTH/OPERATING FD		NORM (ABNORM)	NORM (ABNORM)	BUDGET	AMENDED BUDGET	NORM (ABNORM)	INCR (DECR)	
Expenditures								
248-301-709.000	SALARY & WAGES/OVERTIME	0.00	0.00	1,000.00	1,000.00	498.76	252.33	49.88
248-301-721.000	FRINGE BENEFITS	1,967.42	4,784.30	10,320.00	10,320.00	7,081.17	847.10	68.62
248-301-721.500	POST RETIREMENT BENEFITS	981.29	1,085.48	0.00	0.00	0.00	0.00	0.00
248-301-725.500	MEAL ALLOWANCE	0.00	0.00	0.00	0.00	2.20	0.00	100.00
Total Dept 301 - POLICE DEPARTMENT								
		15,533.45	23,983.73	32,960.00	32,960.00	22,240.96	2,662.00	67.48
Dept 443 - PARKING								
248-443-815.000	ADMINISTRATIVE SERVICES	29,070.00	38,760.00	39,920.00	39,920.00	29,940.03	3,326.67	75.00
248-443-818.000	CONTRACTUAL SERVICES	2,633.33	3,473.33	3,500.00	3,500.00	2,507.00	0.00	71.63
Total Dept 443 - PARKING								
		31,703.33	42,233.33	43,420.00	43,420.00	32,447.03	3,326.67	74.73
Dept 445 - SAXTON PARKING FACILITY								
248-445-818.000	CONTRACTUAL SERVICES	20,199.38	34,787.69	20,000.00	20,000.00	3,741.50	2,700.00	18.71
248-445-920.000	PUBLIC UTILITIES	5,750.75	7,956.67	10,000.00	10,000.00	5,815.57	1,296.10	58.16
Total Dept 445 - SAXTON PARKING FACILITY								
		25,950.13	42,744.36	30,000.00	30,000.00	9,557.07	3,996.10	31.86
Dept 811 - MARKETING								
248-811-727.000	OFFICE SUPPLIES	0.00	0.00	1,000.00	1,000.00	193.81	0.00	19.38
248-811-728.000	POSTAGE	0.00	0.00	200.00	200.00	0.00	0.00	0.00
248-811-740.000	OPERATING SUPPLIES	507.99	507.99	1,000.00	1,000.00	199.52	0.00	19.95
248-811-794.000	CONCERT EXPENSES	27,613.59	62,309.79	50,000.00	50,000.00	35,734.41	0.00	71.47
248-811-818.000	CONTRACTUAL SERVICES	5,865.94	6,005.94	12,000.00	12,000.00	8,689.48	0.00	72.41
248-811-900.000	PRINTING & PUBLISHING	2,097.82	3,120.67	9,000.00	9,000.00	2,386.30	276.74	26.51
Total Dept 811 - MARKETING								
		36,085.34	71,944.39	73,200.00	73,200.00	47,203.52	276.74	64.49
Dept 820 - INFRASTRUCTURE MAINTENANCE								
248-820-707.000	SALARY & WAGES/TEMP-SEASONAL	0.00	0.00	4,130.00	4,130.00	0.00	0.00	0.00
248-820-721.000	FRINGE BENEFITS	(13.92)	0.00	340.00	340.00	0.00	0.00	0.00
248-820-740.000	OPERATING SUPPLIES	9.00	9.00	100.00	100.00	0.00	0.00	0.00
248-820-815.000	ADMINISTRATIVE SERVICES	95,137.47	126,849.96	130,660.00	130,660.00	97,994.97	10,888.33	75.00
248-820-818.000	CONTRACTUAL SERVICES	19,728.16	47,802.38	40,000.00	58,900.00	50,543.64	6,409.90	85.81
248-820-931.000	REPAIRS & MAINT/SUMMER	2,295.00	13,025.00	18,000.00	18,000.00	4,365.00	0.00	24.25
248-820-932.000	REPAIRS & MAINT/WINTER	30,457.00	36,852.00	41,250.00	41,250.00	23,350.00	4,975.00	56.61
248-820-933.000	HOLIDAY LIGHTS MAINTENANCE	10,843.00	20,843.00	20,000.00	20,000.00	19,335.50	0.00	96.68
Total Dept 820 - INFRASTRUCTURE MAINTENANCE								
		158,455.71	245,381.34	254,480.00	273,380.00	195,589.11	22,273.23	71.54
Dept 965 - CONTRIBUTIONS								
248-965-965.315	CONTRIB TO 2015 LTGO CAP IMPD	235,900.00	235,900.00	228,710.00	228,710.00	228,710.00	20,110.00	100.00
248-965-965.405	CONTRIBUTION TO DDA/CAP IMP F	112,500.00	150,000.00	25,000.00	25,000.00	18,750.01	2,083.33	75.00
Total Dept 965 - CONTRIBUTIONS								
		348,400.00	385,900.00	253,710.00	253,710.00	247,460.01	22,193.33	97.54
TOTAL EXPENDITURES								
		820,003.67	1,088,631.48	1,115,790.00	1,115,790.00	765,256.59	77,510.76	68.58

REVENUE AND EXPENDITURE REPORT FOR CITY OF PLYMOUTH

PERIOD ENDING 03/31/2020

GL NUMBER	DESCRIPTION	YTD BALANCE	END BALANCE	2019-20	2019-20	YTD BALANCE	ACTIVITY FOR	% BDT	
		03/31/2019	06/30/2019	ORIGINAL BUDGET	AMENDED BUDGET	03/31/2020	MONTH 03/31/20	INCR (DECR)	USED
		NORM (ABNORM)	NORM (ABNORM)			NORM (ABNORM)			
Fund 248 - DOWNTOWN DEV AUTH/OPERATING FD									
TOTAL REVENUES		935,811.25	1,049,975.12	1,115,790.00	1,115,790.00	1,089,758.12	2,636.89	97.67	
TOTAL EXPENDITURES		820,003.67	1,088,631.48	1,115,790.00	1,115,790.00	765,256.59	77,510.76	68.58	
NET OF REVENUES & EXPENDITURES		115,807.58	(38,656.36)	0.00	0.00	324,501.53	(74,873.87)	100.00	
BEG. FUND BALANCE		348,341.78	348,341.78	309,685.42	309,685.42	309,685.42			
END FUND BALANCE		464,149.36	309,685.42	309,685.42	309,685.42	634,186.95			

GL NUMBER	DESCRIPTION	YTD BALANCE 03/31/2019	END BALANCE 06/30/2019	2019-20 ORIGINAL BUDGET	2019-20 AMENDED BUDGET	YTD BALANCE 03/31/2020	ACTIVITY FOR MONTH 03/31/20	% BDT USED
		NORM (ABNORM)	NORM (ABNORM)			NORM (ABNORM)	INCR (DECR)	
Fund 249 - BUILDING FUND								
Revenues								
Dept 000 - GENERAL REVENUES								
249-000-445.000	PENALTIES & INTEREST	38.16	38.16	0.00	0.00	0.00	0.00	0.00
249-000-470.000	SITE PLAN REVIEW FEES	12,022.50	15,672.50	12,300.00	12,300.00	11,410.00	3,090.00	92.76
249-000-471.000	ZONING BOARD FILING FEES	2,750.00	4,250.00	4,500.00	4,500.00	2,750.00	500.00	61.11
249-000-475.000	MEETING REVIEW FEES	1,950.00	2,275.00	100.00	2,000.00	1,950.00	0.00	97.50
249-000-478.000	PERMITS/BUILDING	215,972.02	274,616.52	375,000.00	375,000.00	288,482.52	45,634.00	76.93
249-000-479.000	PERMITS/ELECTRICAL	34,275.50	45,098.50	50,000.00	50,000.00	38,659.00	4,705.00	77.32
249-000-480.000	PERMITS/MECHANICAL	29,360.00	38,618.00	40,000.00	40,000.00	35,112.00	3,410.00	87.78
249-000-481.000	PERMITS/PLUMBING	19,453.00	26,231.00	26,000.00	31,000.00	33,256.00	886.00	107.28
249-000-482.000	SIDEWALK CARE PERMITS	0.00	10,379.00	8,500.00	8,500.00	0.00	0.00	0.00
249-000-485.000	HOUSING INSPECTION FEES	3,454.00	3,704.00	5,500.00	5,500.00	8,859.00	138.50	161.07
249-000-490.000	REGISTRATIONS/BUILDING	1,750.00	2,605.00	2,500.00	2,500.00	1,745.00	150.00	69.80
249-000-491.000	REGISTRATIONS/ELECTRICAL	1,135.00	1,735.00	1,000.00	1,000.00	1,260.00	140.00	126.00
249-000-492.000	REGISTRATIONS/MECHANICAL	530.00	695.00	1,000.00	1,000.00	955.00	75.00	95.50
249-000-493.000	REGISTRATIONS/PLUMBING	390.00	690.00	750.00	750.00	495.00	15.00	66.00
249-000-500.000	LOT SPLIT FEES	0.00	25.00	500.00	500.00	0.00	0.00	0.00
249-000-532.000	FEDERAL GRANTS - CDBG	4,030.13	4,030.13	4,000.00	4,000.00	4,030.13	0.00	100.75
249-000-627.750	W/S TAP ADMINISTRATION FEE	0.00	11,231.00	10,000.00	27,000.00	26,591.80	0.00	98.49
249-000-655.000	ORDINANCE VIOLATIONS/CITATION	1,675.00	1,675.00	2,000.00	2,000.00	0.00	0.00	0.00
249-000-665.000	INTEREST ON INVESTMENTS	2,852.79	4,368.95	50.00	3,500.00	4,379.32	158.71	125.12
249-000-680.000	OTHER INCOME	732.00	1,362.50	15,000.00	15,000.00	52.50	0.00	0.35
249-000-688.000	REIMBURSEMENT/SITE PLAN REVIE	0.00	0.00	1,800.00	1,800.00	0.00	0.00	0.00
249-000-699.000	APPROP OF PR YR FUND BALANCE	0.00	0.00	31,705.00	31,705.00	0.00	0.00	0.00
Total Dept 000 - GENERAL REVENUES		332,170.10	449,300.26	592,205.00	619,555.00	459,987.27	58,902.21	74.24
TOTAL REVENUES								
TOTAL REVENUES		332,170.10	449,300.26	592,205.00	619,555.00	459,987.27	58,902.21	74.24
Expenditures								
Dept 371 - ENGINEERING/INSPECTIONS								
249-371-706.000	SALARY & WAGES/ FULL TIME	145,751.17	206,954.78	172,800.00	172,800.00	142,932.20	14,651.79	82.72
249-371-706.050	SALARY & WAGES/PART TIME	0.00	1,496.00	22,000.00	22,000.00	5,724.75	952.00	26.02
249-371-706.100	SALARY & WAGES/SICK	0.00	2,153.70	7,400.00	7,400.00	0.00	0.00	0.00
249-371-706.300	SALARY & WAGES/LONGEVITY	800.00	800.00	1,450.00	1,500.00	1,500.00	0.00	100.00
249-371-706.600	SALARY & WAGES/VACATION PAYOF	0.00	7,671.20	4,690.00	4,690.00	0.00	0.00	0.00
249-371-707.000	SALARY & WAGES/TEMP-SEASONAL	49,698.13	59,319.51	88,000.00	88,000.00	26,722.80	1,398.15	30.37
249-371-709.000	SALARY & WAGES/OVERTIME	71.79	71.79	3,630.00	3,630.00	0.00	0.00	0.00
249-371-721.000	FRINGE BENEFITS	54,654.88	79,938.23	84,510.00	84,510.00	66,294.90	7,261.68	78.45
249-371-721.500	POST RETIREMENT BENEFITS	28,240.73	36,291.58	15,370.00	15,370.00	7,679.25	853.25	49.96
249-371-725.000	EMPLOYEE TESTING & LICENSING	0.00	0.00	100.00	100.00	0.00	0.00	0.00
249-371-727.000	OFFICE SUPPLIES	0.00	83.21	500.00	500.00	257.57	172.00	51.51
249-371-728.000	POSTAGE	118.05	163.61	250.00	250.00	35.65	0.00	14.26
249-371-740.000	OPERATING SUPPLIES	486.36	947.72	1,000.00	1,500.00	1,337.18	115.69	89.15
249-371-815.000	ADMINISTRATIVE SERVICES	32,782.50	43,710.00	45,000.00	45,000.00	33,750.00	3,750.00	75.00
249-371-818.000	CONTRACTUAL SERVICES	78,768.72	123,280.74	121,450.00	121,450.00	131,858.18	7,459.35	108.57
249-371-818.435	CONT SVCS/SNOW REMOVAL	0.00	0.00	500.00	500.00	0.00	0.00	0.00
249-371-818.449	CONT SVCS/WEEP MOWING	675.00	765.00	500.00	500.00	370.80	0.00	74.16
249-371-850.000	COMMUNICATIONS	1,108.25	1,108.25	0.00	0.00	0.00	0.00	0.00
249-371-860.000	TRANSPORTATION	4,192.15	5,190.28	3,000.00	3,000.00	2,513.54	132.71	83.78
249-371-864.000	CONFERENCES & MEETINGS	397.97	580.96	500.00	750.00	796.33	29.90	106.18
249-371-900.000	PRINTING & PUBLISHING	603.68	995.21	1,300.00	1,300.00	1,035.65	0.00	79.67
249-371-930.000	REPAIRS & MAINTENANCE	2,910.09	3,516.05	2,000.00	2,000.00	1,409.04	0.00	70.45
249-371-938.000	EQUIPMENT LEASE EXPENSE	1,432.45	1,731.12	1,250.00	1,250.00	484.88	484.88	96.98
Total Dept 000 - GENERAL REVENUES		332,170.10	449,300.26	592,205.00	619,555.00	459,987.27	58,902.21	74.24

REVENUE AND EXPENDITURE REPORT FOR CITY OF PLYMOUTH

PERIOD ENDING 03/31/2020

GL NUMBER	DESCRIPTION	YTD BALANCE	END BALANCE	2019-20	2019-20	YTD BALANCE	ACTIVITY FOR	%	
		03/31/2019	06/30/2019	ORIGINAL BUDGET	AMENDED BUDGET	03/31/2020	MONTH 03/31/20	B DGT USED	
		NORM (ABNORM)	NORM (ABNORM)			NORM (ABNORM)	INCR (DECR)		
Fund 249 - BUILDING FUND									
Expenditures									
249-371-940.000	EQUIPMENT RENTAL - FORCE ACCT	2,875.00	4,375.00	2,750.00	6,000.00	4,000.00	0.00	66.67	
249-371-957.000	TRAINING EXPENSES	869.71	1,355.55	1,000.00	1,000.00	579.25	0.00	57.93	
249-371-958.000	MEMBERSHIPS & DUES	529.00	644.00	755.00	1,355.00	910.00	0.00	67.16	
249-371-962.000	RESERVE FOR CONTINGENCIES	0.00	0.00	10,000.00	32,700.00	0.00	0.00	0.00	
Total Dept 371 - ENGINEERING/INSPECTIONS		406,965.63	583,143.49	592,205.00	619,555.00	431,557.40	37,401.34	69.66	
TOTAL EXPENDITURES		406,965.63	583,143.49	592,205.00	619,555.00	431,557.40	37,401.34	69.66	
Fund 249 - BUILDING FUND:									
TOTAL REVENUES		332,170.10	449,300.26	592,205.00	619,555.00	459,987.27	58,902.21	74.24	
TOTAL EXPENDITURES		406,965.63	583,143.49	592,205.00	619,555.00	431,557.40	37,401.34	69.66	
NET OF REVENUES & EXPENDITURES		(74,795.53)	(133,843.23)	0.00	0.00	28,429.87	21,500.87	100.00	
BEG. FUND BALANCE		212,092.26	212,092.26	78,249.03	78,249.03	78,249.03			
END FUND BALANCE		137,296.73	78,249.03	78,249.03	78,249.03	106,678.90			

REVENUE AND EXPENDITURE REPORT FOR CITY OF PLYMOUTH

PERIOD ENDING 03/31/2020

GL NUMBER	DESCRIPTION	YTD BALANCE 03/31/2019	END BALANCE 06/30/2019	2019-20 ORIGINAL BUDGET	2019-20 AMENDED BUDGET	YTD BALANCE 03/31/2020	ACTIVITY FOR MONTH 03/31/20	% BDGT USED
		NORM (ABNORM)	NORM (ABNORM)			NORM (ABNORM)	INCR (DECR)	
Fund 252 - NEIGHBORHOOD SERVICES FUND								
Revenues								
Dept 000 - GENERAL REVENUES								
252-000-532.000	FEDERAL GRANTS - CDBG	0.00	10,736.62	10,730.00	10,730.00	6,176.60	0.00	57.56
252-000-536.000	OTHER GRANTS - SMART FUNDS	0.00	0.00	8,960.00	8,960.00	0.00	0.00	0.00
252-000-665.000	INTEREST ON INVESTMENTS	0.32	0.32	30.00	30.00	0.00	0.00	0.00
252-000-675.101	CONTRIBUTION FROM GENERAL FUN	54,757.53	73,010.04	73,010.00	73,010.00	54,757.53	6,084.17	75.00
Total Dept 000 - GENERAL REVENUES		54,757.85	83,746.98	92,730.00	92,730.00	60,934.13	6,084.17	65.71
TOTAL REVENUES								
Expenditures								
Dept 290 - ADMINISTRATION								
252-290-818.000	CONTRACTUAL SERVICES	0.00	0.00	500.00	500.00	0.00	0.00	0.00
252-290-962.000	RESERVE FOR CONTINGENCIES	0.00	0.00	3,680.00	3,680.00	0.00	0.00	0.00
Total Dept 290 - ADMINISTRATION		0.00	0.00	4,180.00	4,180.00	0.00	0.00	0.00
Dept 488 - OLD VILLAGE COMMUNITY CENTER								
252-488-920.000	PUBLIC UTILITIES	1,067.57	1,462.66	2,000.00	2,000.00	1,071.35	270.30	53.57
Total Dept 488 - OLD VILLAGE COMMUNITY CENTER		1,067.57	1,462.66	2,000.00	2,000.00	1,071.35	270.30	53.57
Dept 701 - SENIOR TRANSPORTATION								
252-701-727.000	OFFICE SUPPLIES	0.00	0.00	50.00	50.00	0.00	0.00	0.00
252-701-728.000	POSTAGE	0.00	0.00	100.00	100.00	0.00	0.00	0.00
252-701-740.000	OPERATING SUPPLIES	0.00	0.00	200.00	200.00	0.00	0.00	0.00
252-701-850.000	COMMUNICATIONS	1,142.66	1,514.65	1,200.00	1,200.00	962.35	35.38	80.20
252-701-965.800	CONTRIBUTION TO OTHER AGENCIE	58,924.33	83,166.15	85,000.00	85,000.00	44,992.42	7,390.38	52.93
Total Dept 701 - SENIOR TRANSPORTATION		60,066.99	84,680.80	86,550.00	86,550.00	45,954.77	7,425.76	53.10
TOTAL EXPENDITURES								
Fund 252 - NEIGHBORHOOD SERVICES FUND:								
TOTAL REVENUES		54,757.85	83,746.98	92,730.00	92,730.00	60,934.13	6,084.17	65.71
TOTAL EXPENDITURES		61,134.56	86,143.46	92,730.00	92,730.00	47,026.12	7,696.06	50.71
NET OF REVENUES & EXPENDITURES		(6,376.71)	(2,396.48)	0.00	0.00	13,908.01	(1,611.89)	100.00
BEG. FUND BALANCE		46,842.46	46,842.46	44,445.98	44,445.98	44,445.98		
END FUND BALANCE		40,465.75	44,445.98	44,445.98	44,445.98	58,353.99		

GL NUMBER	DESCRIPTION	YTD BALANCE 03/31/2019 NORM (ABNORM)	END BALANCE 06/30/2019 NORM (ABNORM)	2019-20 ORIGINAL BUDGET	2019-20 AMENDED BUDGET	YTD BALANCE 03/31/2020 NORM (ABNORM)	ACTIVITY FOR MONTH 03/31/20 INCR (DECR)	\$ BDET USED
-----------	-------------	--	--	-------------------------------	---------------------------	--	---	--------------------

Fund 592 - WATER SEWER FUND								
Revenues								
Dept 000 - GENERAL REVENUES								
592-000-627.000	METERED SALES	1,610,826.44	2,035,304.72	2,364,150.00	2,364,150.00	1,432,753.41	134,632.81	60.60
592-000-627.100	FIRE PROTECTION/STANDY-BY	0.00	0.00	200.00	200.00	0.00	0.00	0.00
592-000-627.200	MISC/TURNS ONS-REPAIRS	3,444.05	3,998.37	1,000.00	1,500.00	5,590.00	0.00	372.67
592-000-627.300	MISC/SEWER TV INSPECTION FEES	0.00	0.00	500.00	500.00	0.00	0.00	0.00
592-000-627.500	WATER/SEWER TAP &CONNECT FEES	70,380.00	101,079.00	30,000.00	255,000.00	255,381.20	310.00	100.15
592-000-627.900	WATER PENALTY & INTEREST	29,270.14	36,118.58	38,000.00	38,000.00	24,845.76	(130.04)	65.38
592-000-629.000	SEWER SERVICE	1,820,234.26	2,288,191.43	2,727,830.00	2,727,830.00	1,619,297.88	150,406.85	59.36
592-000-629.200	IWC SURCHARGE	35,278.14	44,404.65	120,000.00	120,000.00	34,000.25	3,823.06	28.33
592-000-630.000	SEWER PENALTY & INTEREST	33,093.06	39,635.27	43,430.00	43,430.00	27,706.06	(75.39)	63.79
592-000-630.000	OVERHEAD ON WORK ORDERS	8,083.91	13,977.56	1,000.00	2,700.00	2,698.30	0.00	99.94
592-000-665.000	INTEREST ON INVESTMENTS	47,759.21	87,978.52	5,500.00	30,000.00	29,273.50	460.44	97.58
592-000-665.313	INT ON INV/2012 LTGO REF DBT	0.00	0.01	0.00	0.00	0.00	0.00	0.00
592-000-665.316	INT ON INV/2015 CAP IMP BD DE	0.00	0.90	0.00	0.00	0.00	0.00	0.00
592-000-665.560	INTEREST ON INVEST/WS CAP IMP	0.00	2.08	400.00	400.00	0.00	0.00	0.00
592-000-679.476	CAP INT-2015 LTGO CAP IMP BDS	131,521.96	0.00	0.00	0.00	0.00	0.00	0.00
592-000-680.000	OTHER INCOME	0.00	0.00	10,000.00	10,000.00	0.00	0.00	0.00
592-000-683.000	GAIN/LOSS-SALE OF FIXED ASSET	(67,110.00)	(67,110.00)	(10,000.00)	(10,000.00)	0.00	0.00	0.00
592-000-695.550	BOND PREMIUM AMORTIZATION	43,461.39	49,670.16	24,835.00	24,835.00	18,626.31	2,069.59	75.00
592-000-699.000	APPROP OF PR YR FUND BALANCE	0.00	0.00	61,385.00	61,385.00	0.00	0.00	0.00
Total Dept 000 - GENERAL REVENUES		3,766,242.56	4,644,960.57	5,418,230.00	5,669,930.00	3,450,172.67	291,497.32	60.85

TOTAL REVENUES								
Total Dept 000 - GENERAL REVENUES		3,766,242.56	4,644,960.57	5,418,230.00	5,669,930.00	3,450,172.67	291,497.32	60.85
Expenditures								
Dept 290 - ADMINISTRATION								
592-290-706.000	SALARY & WAGES/ FULL TIME	117,006.63	163,713.08	168,920.00	168,920.00	135,178.34	15,364.22	80.03
592-290-706.050	SALARY & WAGES/PART TIME	23,011.34	33,315.47	18,120.00	30,000.00	24,526.95	3,065.71	81.76
592-290-706.100	SALARY & WAGES/SICK	1,487.49	8,135.39	6,840.00	6,840.00	1,487.51	0.00	21.75
592-290-706.150	SALARY & WAGES/IN-LIEU HEALTH	927.45	1,954.01	700.00	700.00	536.29	0.00	76.61
592-290-706.300	SALARY & WAGES/LONGEVITY	1,754.98	1,754.98	1,850.00	2,000.00	1,937.49	0.00	96.87
592-290-706.350	SALARY & WAGES/PAGER PAY	0.00	0.00	1,140.00	1,140.00	0.00	0.00	0.00
592-290-706.600	SALARY & WAGES/VACATION PAYOF	0.00	0.00	6,310.00	6,310.00	0.00	0.00	0.00
592-290-707.000	SALARY & WAGES/TEMP-SEASONAL	9,253.21	13,646.71	21,220.00	21,220.00	9,100.08	266.26	42.88
592-290-709.000	SALARY & WAGES/OVERTIME	7,109.38	8,443.88	5,370.00	10,000.00	6,609.70	426.52	78.73
592-290-721.000	FRINGE BENEFITS	54,349.76	81,071.02	95,380.00	95,380.00	72,447.67	8,370.16	75.96
592-290-721.500	POST RETIREMENT BENEFITS	29,032.70	35,171.80	38,850.00	38,850.00	27,975.69	3,108.41	72.01
592-290-725.000	EMPLOYEE TESTING & LICENSING	140.00	140.00	1,000.00	1,000.00	95.00	0.00	9.50
592-290-727.000	OFFICE SUPPLIES	0.00	0.00	500.00	500.00	0.00	0.00	0.00
592-290-728.000	POSTAGE	4,244.52	6,525.31	7,500.00	7,500.00	4,252.50	454.79	56.70
592-290-740.000	OPERATING SUPPLIES	1,565.27	1,757.26	3,000.00	3,000.00	2,361.76	1,602.05	78.73
592-290-815.000	ADMINISTRATIVE SERVICES	168,457.50	224,610.00	232,000.00	232,000.00	173,999.97	19,333.33	75.00
592-290-818.000	CONTRACTUAL SERVICES	35,716.34	58,166.80	42,000.00	42,000.00	23,757.26	1,682.79	56.56
592-290-818.150	CONT SVCS/CITY ATTY - SPECIAL	0.00	3,584.00	4,000.00	4,000.00	1,428.00	546.00	35.70
592-290-818.485	CONT SRVC/BULK WATER RATE CHA	272,552.38	434,772.26	422,000.00	422,000.00	277,997.51	32,018.12	65.88
592-290-818.500	CONT SRVC/BULK WATER FIXED CH	368,800.00	632,800.00	634,600.00	634,600.00	378,700.00	54,100.00	59.68
592-290-818.480	CONT SRVC/MONTHLY FIXED SEMER	778,104.48	1,167,156.72	1,300,000.00	1,300,000.00	364,997.78	52,142.54	28.08
592-290-818.510	CONT SRVC/EXCESS FLOW CHARGES	0.00	4.01	0.00	0.00	0.00	0.00	0.00
592-290-818.536	CONT SRVC/IWC SURCHARGE	32,236.67	47,843.95	78,000.00	78,000.00	33,370.74	3,707.86	42.78
592-290-818.551	CONT SRVC/WTUA ADDITIONAL CAP	0.00	0.00	152,000.00	152,000.00	172,802.19	113.69	50.56
592-290-850.000	COMMUNICATIONS	22,732.50	30,168.46	40,000.00	40,000.00	20,224.71	1,193.24	13.17
592-290-864.000	CONFERENCES & MEETINGS	0.00	0.00	5,000.00	5,000.00	658.49	0.00	0.00
592-290-900.000	PRINTING & PUBLISHING	910.35	910.35	1,200.00	1,200.00	913.83	457.80	76.15

GL NUMBER	DESCRIPTION	YTD BALANCE 03/31/2019 NORM (ABNORM)	END BALANCE 06/30/2019 NORM (ABNORM)	ORIGINAL BUDGET	2019-20 AMENDED BUDGET	YTD BALANCE 03/31/2020 NORM (ABNORM)	ACTIVITY FOR MONTH 03/31/20 INCR (DECR)	% BDET USED
Fund 592 - WATER SEWER FUND								
Expenditures								
592-290-910.000	INSURANCE & BONDS	13,500.00	18,000.00	18,000.00	18,000.00	13,500.00	1,500.00	75.00
592-290-920.000	PUBLIC UTILITIES	1,275.02	2,878.33	1,000.00	5,800.00	4,816.01	480.48	83.03
592-290-940.000	EQUIPMENT RENTAL - FORCE ACCT	34,243.86	46,393.91	15,000.00	50,000.00	32,354.36	0.00	64.71
592-290-957.000	TRAINING EXPENSES	7,572.31	10,047.84	15,000.00	15,000.00	9,735.45	203.25	64.90
592-290-958.000	MEMBERSHIPS & DUES	4,147.60	4,722.96	7,600.00	7,600.00	5,091.77	0.00	67.00
592-290-959.000	DEPRECIATION	393,750.00	525,000.00	525,000.00	525,000.00	393,750.00	43,750.00	75.00
592-290-960.000	BOND DISCOUNT AMORTIZATION	7,020.00	9,360.00	9,360.00	9,360.00	7,020.00	780.00	75.00
592-290-962.000	RESERVE FOR CONTINGENCIES	0.00	0.00	150,000.00	276,675.00	0.00	0.00	0.00
592-290-965.313	CONTRIB TO 12 LTGO REF DBT FD	246,425.00	0.00	285,000.00	285,000.00	284,600.00	0.00	99.86
592-290-965.316	CONTRIB TO 2015 CAP IMP DEBT	248,300.00	0.00	240,790.00	240,790.00	240,790.00	0.00	100.00
592-290-965.560	CONTRIBUTION TO W/S CAPITAL I	187,499.97	0.00	250,000.00	250,000.00	187,499.97	20,833.33	75.00
592-290-995.313	INTEREST/2012 LTGO REF DBT FD	16,138.20	34,209.89	0.00	0.00	0.00	0.00	0.00
592-290-995.316	INTEREST/2015 CAP IMP DEBT FD	59,131.15	110,513.11	0.00	0.00	0.00	0.00	0.00
592-290-998.313	PAYING AGENT FEES/12 LTGO REF	0.00	500.00	0.00	0.00	0.00	0.00	0.00
592-290-998.316	PAYING AGENT FEES/2015 CAP IM	290.00	580.00	0.00	0.00	0.00	0.00	0.00
Total Dept 290 - ADMINISTRATION		3,148,686.06	3,717,851.50	4,804,250.00	4,987,385.00	2,914,517.02	459,279.05	58.44
Dept 536 - TRUNK & LATERAL								
592-536-706.000	SALARY & WAGES/ FULL TIME	17,398.76	30,978.58	33,900.00	33,900.00	15,752.64	1,784.19	46.47
592-536-706.100	SALARY & WAGES/SICK	1,080.24	1,665.35	1,310.00	1,310.00	0.00	0.00	0.00
592-536-706.150	SALARY & WAGES/IN-LIEU HEALTH	0.00	0.00	170.00	170.00	0.00	0.00	0.00
592-536-706.300	SALARY & WAGES/LONGEVITY	470.30	470.30	290.00	500.00	428.13	0.00	85.63
592-536-706.350	SALARY & WAGES/PAGER PAY	1,031.23	1,031.23	620.00	1,500.00	1,162.46	0.00	77.50
592-536-706.550	SALARY & WAGES/WATER LICENSE	218.75	218.75	700.00	700.00	218.76	0.00	31.25
592-536-706.600	SALARY & WAGES/VACATION PAYOF	0.00	0.00	1,310.00	1,310.00	0.00	0.00	0.00
592-536-707.000	SALARY & WAGES/TEMP-SEASONAL	3,492.19	5,602.23	9,010.00	9,010.00	4,300.97	410.00	47.74
592-536-721.000	SALARY & WAGES/OVERTIME	38.58	271.27	530.00	530.00	527.78	89.84	99.58
592-536-721.500	FRINGE BENEFITS	3,422.01	11,221.68	18,100.00	18,100.00	8,878.63	1,010.60	49.05
592-536-725.500	POST RETIREMENT BENEFITS	(4,552.60)	5,280.62	11,330.00	11,330.00	7,109.28	789.92	62.75
592-536-740.000	MEAL ALLOWANCE	0.00	0.00	8.00	10.00	8.00	0.00	80.00
592-536-740.000	OPERATING SUPPLIES	2,406.47	4,328.95	13,000.00	13,000.00	6,353.75	0.00	48.88
592-536-818.000	CONTRACTUAL SERVICES	32,841.70	47,323.76	45,000.00	45,000.00	22,300.07	1,350.00	49.56
592-536-850.000	COMMUNICATIONS	334.44	893.06	0.00	1,000.00	889.27	0.00	88.93
592-536-920.000	PUBLIC UTILITIES	357.87	584.53	1,000.00	1,000.00	343.82	39.77	34.38
592-536-940.000	EQUIPMENT RENTAL - FORCE ACCT	21,835.93	41,337.18	30,000.00	30,000.00	19,450.84	0.00	64.84
592-536-940.100	EQUIPMENT RENTAL / SUPPLEMENT	36,000.00	48,000.00	0.00	48,000.00	36,000.00	4,000.00	75.00
Total Dept 536 - TRUNK & LATERAL		116,375.87	199,207.49	166,270.00	216,370.00	123,724.40	9,474.32	57.18
Dept 537 - MAINS MAINTENANCE								
592-537-706.000	SALARY & WAGES/ FULL TIME	27,028.97	36,306.90	35,880.00	35,880.00	25,602.17	3,315.31	71.35
592-537-706.100	SALARY & WAGES/SICK	900.49	1,388.27	1,380.00	1,380.00	0.00	0.00	0.00
592-537-706.150	SALARY & WAGES/IN-LIEU HEALTH	0.00	0.00	180.00	180.00	0.00	0.00	0.00
592-537-706.300	SALARY & WAGES/LONGEVITY	608.69	608.69	310.00	600.00	573.54	0.00	95.59
592-537-706.350	SALARY & WAGES/PAGER PAY	884.61	884.61	650.00	994.03	994.03	0.00	99.40
592-537-706.550	SALARY & WAGES/WATER LICENSE	3,768.74	3,768.74	610.00	4,350.00	4,168.73	0.00	95.83
592-537-706.600	SALARY & WAGES/VACATION PAYOF	0.00	0.00	1,380.00	1,380.00	0.00	0.00	0.00
592-537-707.000	SALARY & WAGES/TEMP-SEASONAL	3,326.40	5,530.96	8,200.00	8,200.00	4,111.24	460.00	50.14
592-537-709.000	SALARY & WAGES/OVERTIME	5,830.94	6,028.66	5,590.00	5,590.00	1,626.02	111.81	29.09
592-537-721.000	FRINGE BENEFITS	10,480.82	15,238.25	19,150.00	19,150.00	15,545.01	1,871.59	81.17
592-537-721.500	POST RETIREMENT BENEFITS	3,505.73	5,741.93	12,000.00	12,000.00	7,524.00	836.00	62.70
592-537-725.500	MEAL ALLOWANCE	264.00	264.00	400.00	400.00	88.00	0.00	22.00
592-537-740.000	OPERATING SUPPLIES	18,279.79	24,197.08	20,000.00	20,000.00	21,159.29	437.76	105.80

User: JOHN
 DB: Plymouth
 PERIOD ENDING 03/31/2020

GL NUMBER	DESCRIPTION	YTD BALANCE	END BALANCE	ORIGINAL BUDGET	AMENDED BUDGET	YTD BALANCE	ACTIVITY FOR	% BDT USED
		03/31/2019	06/30/2019			2019-20	2019-20	
NORM (ABNORM)	NORM (ABNORM)	NORM (ABNORM)	NORM (ABNORM)	BUDGET	BUDGET	NORM (ABNORM)		
Fund 592 - WATER SEWER FUND								
Expenditures								
592-537-818.000	CONTRACTUAL SERVICES	40,453.96	41,774.96	70,000.00	70,000.00	14,168.13	106.93	20.24
592-537-930.000	REPAIRS & MAINTENANCE	3,924.00	6,774.00	7,500.00	7,500.00	0.00	0.00	0.00
592-537-940.000	EQUIPMENT RENTAL - FORCE ACCT	20,763.46	24,857.28	24,000.00	24,000.00	12,591.23	0.00	52.46
592-537-958.000	MEMBERSHIPS & DUES	0.00	247.00	0.00	0.00	0.00	0.00	0.00
Total Dept 537 - MAINS MAINTENANCE		140,019.80	173,611.33	207,230.00	211,610.00	108,151.39	7,139.40	51.11
Dept 538 - METER MAINTENANCE								
592-538-706.000	SALARY & WAGES/ FULL TIME	27,448.69	36,878.72	39,250.00	39,250.00	28,731.92	3,585.87	73.20
592-538-706.100	SALARY & WAGES/SICK	0.00	0.00	1,510.00	1,510.00	0.00	0.00	0.00
592-538-706.150	SALARY & WAGES/IN-LIEU HEALTH	0.00	0.00	190.00	190.00	0.00	0.00	0.00
592-538-706.300	SALARY & WAGES/LONGEVITY	500.00	500.00	340.00	500.00	500.00	0.00	100.00
592-538-706.350	SALARY & WAGES/PAGER PAY	0.00	0.00	710.00	710.00	0.00	0.00	0.00
592-538-706.600	SALARY & WAGES/VACATION PAYOF	0.00	0.00	1,510.00	1,510.00	0.00	0.00	0.00
592-538-707.000	SALARY & WAGES/TEMP-SEASONAL	94.46	100.46	90.00	90.00	31.25	0.00	34.72
592-538-709.000	SALARY & WAGES/OVERTIME	675.05	926.22	300.00	1,000.00	1,022.74	77.06	102.27
592-538-721.000	FRINGE BENEFITS	9,417.39	11,219.32	20,950.00	20,950.00	15,857.39	2,091.91	75.69
592-538-721.500	POST RETIREMENT BENEFITS	(2,592.53)	6,092.05	13,120.00	13,120.00	8,232.03	914.67	62.74
592-538-740.000	OPERATING SUPPLIES	67,656.95	98,312.81	50,000.00	55,000.00	69,053.50	10,641.58	125.55
592-538-818.000	CONTRACTUAL SERVICES	0.00	0.00	1,000.00	1,000.00	0.00	0.00	0.00
592-538-940.000	EQUIPMENT RENTAL - FORCE ACCT	7,977.24	10,432.38	12,000.00	12,000.00	8,040.64	0.00	67.01
Total Dept 538 - METER MAINTENANCE		111,177.25	164,461.96	140,970.00	146,830.00	131,469.47	17,311.09	89.54
Dept 539 - SERVICE MAINTENANCE								
592-539-706.000	SALARY & WAGES/ FULL TIME	5,000.95	8,406.93	14,240.00	14,240.00	6,283.62	747.97	44.13
592-539-706.100	SALARY & WAGES/SICK	179.77	277.15	550.00	550.00	0.00	0.00	0.00
592-539-706.150	SALARY & WAGES/IN-LIEU HEALTH	0.00	0.00	70.00	70.00	0.00	0.00	0.00
592-539-706.300	SALARY & WAGES/LONGEVITY	161.59	161.59	130.00	160.00	154.58	0.00	96.61
592-539-706.350	SALARY & WAGES/PAGER PAY	146.63	146.63	260.00	260.00	168.48	0.00	64.80
592-539-706.600	SALARY & WAGES/VACATION PAYOF	0.00	0.00	550.00	550.00	0.00	0.00	0.00
592-539-707.000	SALARY & WAGES/TEMP-SEASONAL	144.68	168.68	360.00	360.00	304.48	0.00	84.58
592-539-709.000	SALARY & WAGES/OVERTIME	257.20	381.96	1,180.00	1,180.00	572.55	0.00	48.52
592-539-721.000	FRINGE BENEFITS	973.27	2,750.10	7,600.00	7,600.00	3,186.30	388.91	41.93
592-539-721.500	POST RETIREMENT BENEFITS	2,108.87	2,153.16	4,760.00	4,760.00	2,985.75	331.75	62.73
592-539-740.000	OPERATING SUPPLIES	0.00	590.67	5,000.00	5,000.00	1,301.02	801.02	26.02
592-539-818.000	CONTRACTUAL SERVICES	0.00	0.00	3,000.00	3,000.00	0.00	0.00	0.00
592-539-940.000	EQUIPMENT RENTAL - FORCE ACCT	7,923.24	10,423.85	15,000.00	15,000.00	4,588.21	0.00	30.59
Total Dept 539 - SERVICE MAINTENANCE		16,896.20	25,460.72	52,700.00	52,730.00	19,544.99	2,269.65	37.07
Dept 540 - HYDRANT MAINTENANCE								
592-540-706.000	SALARY & WAGES/ FULL TIME	8,869.04	10,291.92	7,100.00	10,000.00	9,401.49	1,248.52	94.01
592-540-706.100	SALARY & WAGES/SICK	180.32	277.99	270.00	270.00	0.00	0.00	0.00
592-540-706.150	SALARY & WAGES/IN-LIEU HEALTH	0.00	0.00	40.00	40.00	0.00	0.00	0.00
592-540-706.300	SALARY & WAGES/LONGEVITY	61.83	61.83	60.00	60.00	54.78	0.00	91.30
592-540-706.350	SALARY & WAGES/PAGER PAY	184.71	184.71	130.00	206.59	206.59	0.00	51.65
592-540-706.550	SALARY & WAGES/WATER LICENSE	54.78	54.78	0.00	55.00	54.78	0.00	99.60
592-540-706.600	SALARY & WAGES/VACATION PAYOF	0.00	0.00	280.00	280.00	0.00	0.00	0.00
592-540-707.000	SALARY & WAGES/TEMP-SEASONAL	2,051.32	2,178.86	370.00	1,340.00	1,473.37	307.00	109.95
592-540-709.000	SALARY & WAGES/OVERTIME	(548.10)	(548.10)	340.00	840.00	1,390.70	239.22	165.56
592-540-721.000	FRINGE BENEFITS	2,045.35	3,191.49	3,790.00	3,790.00	5,036.24	732.42	132.88
592-540-721.500	POST RETIREMENT BENEFITS	296.32	1,143.82	2,380.00	2,380.00	1,488.78	165.42	62.55

REVENUE AND EXPENDITURE REPORT FOR CITY OF PLYMOUTH
 PERIOD ENDING 03/31/2020

GL NUMBER	DESCRIPTION	YTD BALANCE 03/31/2019 NORM (ABNORM)	END BALANCE 06/30/2019 NORM (ABNORM)	2019-20 ORIGINAL BUDGET	2019-20 AMENDED BUDGET	YTD BALANCE 03/31/2020 NORM (ABNORM)	ACTIVITY FOR MONTH 03/31/20 INCR (DECR)	% BUDGET USED
Fund 592 - WATER SEWER FUND								
Expenditures								
592-540-725.500	MEAL ALLOWANCE	(24.00)	(24.00)	50.00	50.00	59.61	0.00	119.22
592-540-740.000	OPERATING SUPPLIES	1,333.98	1,967.64	12,500.00	12,500.00	13,342.39	4,671.08	106.74
592-540-818.000	CONTRACTUAL SERVICES	0.00	0.00	0.00	3,500.00	3,155.00	0.00	90.14
592-540-930.000	REPAIRS & MAINTENANCE	3,146.00	3,146.00	12,000.00	12,000.00	0.00	0.00	0.00
592-540-940.000	EQUIPMENT RENTAL - FORCE ACCT	11,399.50	11,617.27	7,500.00	7,500.00	12,379.68	0.00	165.06
	Total Dept 540 - HYDRANT MAINTENANCE	29,051.05	33,544.21	46,810.00	55,005.00	48,043.41	7,363.66	87.34
	TOTAL EXPENDITURES	3,562,206.23	4,314,137.21	5,418,230.00	5,669,930.00	3,345,450.68	502,837.17	59.00
Fund 592 - WATER SEWER FUND:								
	TOTAL REVENUES	3,766,242.56	4,644,960.57	5,418,230.00	5,669,930.00	3,450,172.67	291,497.32	60.85
	TOTAL EXPENDITURES	3,562,206.23	4,314,137.21	5,418,230.00	5,669,930.00	3,345,450.68	502,837.17	59.00
	NET OF REVENUES & EXPENDITURES	204,036.33	330,823.36	0.00	0.00	104,721.99	(211,339.85)	100.00
	BEG. FUND BALANCE	15,245,417.21	15,245,417.21	15,576,240.57	15,576,240.57	15,576,240.57		
	END FUND BALANCE	15,449,453.54	15,576,240.57	15,576,240.57	15,576,240.57	15,680,962.56		

PERIOD ENDING 03/31/2020

GL NUMBER	DESCRIPTION	YTD BALANCE	END BALANCE	2019-20		2019-20		YTD BALANCE	ACTIVITY FOR	% BDET USED
		03/31/2019 NORM (ABNORM)	06/30/2019 NORM (ABNORM)	ORIGINAL BUDGET	AMENDED BUDGET	03/31/2020 NORM (ABNORM)	MONTH 03/31/20 INCR (DECR)			
Fund 661 - EQUIPMENT FUND										
Revenues										
Dept 000 - GENERAL REVENUES										
661-000-537.000	OTHER GRANTS - FIRE EQUIPMENT	20,600.00	20,600.00	0.00	0.00	0.00	0.00	0.00	0.00	0.00
661-000-665.000	INTEREST ON INVESTMENTS	3.23	3.23	750.00	750.00	0.00	0.00	0.00	0.00	0.00
661-000-675.208	CONTRIBUTION FROM RECREATION	20,507.66	20,507.66	18,930.00	18,930.00	14,197.50	1,577.50	75.00	0.00	0.00
661-000-676.000	RENTAL FEES - FORCE ACCT	484,308.66	670,612.51	688,075.00	688,075.00	454,956.14	0.00	66.12	0.00	0.00
661-000-676.100	RENTAL FEES - FORCE ACCOUNT -	0.00	0.00	3,500.00	3,500.00	0.00	0.00	0.00	0.00	0.00
661-000-676.200	RENTAL FEES / SUPPLEMENTAL BI	40,500.00	54,000.00	54,000.00	54,000.00	40,500.00	0.00	75.00	0.00	0.00
661-000-677.000	TOWNSHIP VEHICLE MAINTENANCE	0.00	0.00	15,000.00	15,000.00	0.00	0.00	0.00	0.00	0.00
661-000-680.000	OTHER INCOME	15.20	15.20	1,000.00	1,000.00	207.23	0.00	20.72	0.00	0.00
661-000-683.000	GAIN/LOSS-SALE OF FIXED ASSET	1,060.00	1,060.00	5,000.00	5,000.00	226,025.00	0.00	4,520.50	0.00	0.00
661-000-684.200	BUILDING RENTAL - MSD MECHANIC	11,475.00	11,475.00	11,480.00	11,480.00	11,475.00	0.00	99.96	0.00	0.00
661-000-685.000	INSURANCE PROCEEDS	0.00	0.00	0.00	0.00	2,800.00	0.00	100.01	0.00	0.00
Total Dept 000 - GENERAL REVENUES		578,469.75	778,273.60	797,735.00	800,535.00	750,161.22	6,077.50	93.71		
TOTAL REVENUES										
Expenditures										
Dept 290 - ADMINISTRATION										
661-290-706.000	SALARY & WAGES/ FULL TIME	2,433.15	3,535.53	7,100.00	7,100.00	4,792.07	1,177.59	67.49	0.00	0.00
661-290-706.100	SALARY & WAGES/STCK	0.00	0.00	280.00	280.00	0.00	0.00	0.00	0.00	0.00
661-290-706.150	SALARY & WAGES/IN-LIED HEALTH	0.00	0.00	40.00	40.00	0.00	0.00	0.00	0.00	0.00
661-290-706.300	SALARY & WAGES/LONGEVITY	0.00	0.00	60.00	60.00	0.00	0.00	0.00	0.00	0.00
661-290-706.350	SALARY & WAGES/PAGER PAY	0.00	0.00	130.00	130.00	0.00	0.00	0.00	0.00	0.00
661-290-706.600	SALARY & WAGES/VACATION PAYOF	0.00	0.00	280.00	280.00	0.00	0.00	0.00	0.00	0.00
661-290-707.000	SALARY & WAGES/TEMP-SEASONAL	918.20	1,178.66	640.00	640.00	456.46	12.50	71.32	0.00	0.00
661-290-709.000	SALARY & WAGES/OVERTIME	38.58	38.58	80.00	80.00	18.75	0.00	23.44	0.00	0.00
661-290-721.000	FRINGE BENEFITS	2,342.99	1,103.14	3,790.00	3,790.00	2,304.76	595.09	60.81	0.00	0.00
661-290-721.500	POST RETIREMENT BENEFITS	(23,574.30)	1,059.98	2,380.00	2,380.00	1,488.78	165.42	62.55	0.00	0.00
661-290-740.000	OPERATING SUPPLIES	74,091.35	129,256.54	100,000.00	100,000.00	85,360.04	8,553.51	85.36	0.00	0.00
661-290-745.000	FUEL & OIL	45,953.28	65,479.79	78,000.00	78,000.00	42,329.31	11,200.84	54.27	0.00	0.00
661-290-750.000	OPERATING SUPPLIES/SOFTWARE	0.00	0.00	500.00	500.00	0.00	0.00	0.00	0.00	0.00
661-290-760.000	OPERATING SUPPLIES/TOOLS	0.00	0.00	500.00	500.00	0.00	0.00	0.00	0.00	0.00
661-290-815.000	ADMINISTRATIVE SERVICES	40,979.97	54,639.96	56,280.00	56,280.00	42,210.00	5,373.35	75.00	0.00	0.00
661-290-818.000	CONTRACTUAL SERVICES	72,297.68	93,582.79	100,000.00	100,000.00	41,156.67	4,154.64	41.16	0.00	0.00
661-290-850.000	COMMUNICATIONS	3,485.98	4,661.72	7,000.00	7,000.00	2,909.74	110.25	41.57	0.00	0.00
661-290-864.000	CONFERENCES & MEETINGS	0.00	0.00	500.00	500.00	0.00	0.00	0.00	0.00	0.00
661-290-910.000	INSURANCE & BONDS	42,750.00	57,000.00	57,000.00	57,000.00	41,397.00	3,397.00	72.63	0.00	0.00
661-290-930.000	REPAIRS & MAINTENANCE	14,678.89	18,409.50	20,000.00	20,000.00	20,646.15	820.00	103.23	0.00	0.00
661-290-939.000	EQUIPMENT RENTAL	0.00	0.00	1,000.00	1,000.00	0.00	0.00	0.00	0.00	0.00
661-290-940.000	EQUIPMENT RENTAL - FORCE ACCT	751.33	819.61	3,000.00	3,000.00	169.67	0.00	5.66	0.00	0.00
661-290-959.000	DEPRECIATION	217,500.03	281,441.04	290,000.00	290,000.00	217,500.03	24,166.67	75.00	0.00	0.00
661-290-962.000	RESERVE FOR CONTINGENCIES	0.00	0.00	49,825.00	49,825.00	0.00	0.00	0.00	0.00	0.00
661-290-996.000	INTEREST ON CAPITAL LEASE	19,346.03	19,979.44	19,350.00	19,350.00	16,372.96	0.00	84.61	0.00	0.00
Total Dept 290 - ADMINISTRATION		513,993.16	732,186.28	797,735.00	800,535.00	519,112.39	59,826.86	64.85		
TOTAL EXPENDITURES										
Fund 661 - EQUIPMENT FUND:										
TOTAL REVENUES		578,469.75	778,273.60	797,735.00	800,535.00	750,161.22	6,077.50	93.71		

REVENUE AND EXPENDITURE REPORT FOR CITY OF PLYMOUTH

PERIOD ENDING 03/31/2020

GL NUMBER	DESCRIPTION	PERIOD ENDING 03/31/2020		2019-20		2019-20		ACTIVITY FOR MONTH 03/31/20	% BDCY USED
		YTD BALANCE 03/31/2019	END BALANCE 06/30/2019	ORIGINAL BUDGET	AMENDED BUDGET	YTD BALANCE 03/31/2020	MONTH INCR (DECR)		
Fund 661 - EQUIPMENT FUND									
TOTAL EXPENDITURES		513,993.16	732,186.28	797,735.00	800,535.00	519,112.39	59,826.86	64.85	
NET OF REVENUES & EXPENDITURES		64,476.59	46,087.32	0.00	0.00	231,048.83	(53,749.36)	100.00	
BEG. FUND BALANCE		1,215,723.32	1,215,723.32	1,261,810.64	1,261,810.64	1,261,810.64			
END FUND BALANCE		1,280,199.91	1,261,810.64	1,261,810.64	1,261,810.64	1,492,859.47			
TOTAL REVENUES - ALL FUNDS		17,433,188.88	20,086,943.71	21,115,615.00	21,596,985.00	16,746,501.00	961,684.93	77.54	
TOTAL EXPENDITURES - ALL FUNDS		15,338,645.74	20,004,475.42	21,115,615.00	21,596,985.00	13,764,535.74	1,445,123.02	63.73	
NET OF REVENUES & EXPENDITURES		2,094,543.14	82,468.29	0.00	0.00	2,981,965.26	(483,438.09)	100.00	
BEG. FUND BALANCE - ALL FUNDS		21,636,215.95	21,636,215.95	21,718,684.24	21,718,684.24	21,718,684.24			
END FUND BALANCE - ALL FUNDS		23,730,759.09	21,718,684.24	21,718,684.24	21,718,684.24	24,700,649.50			